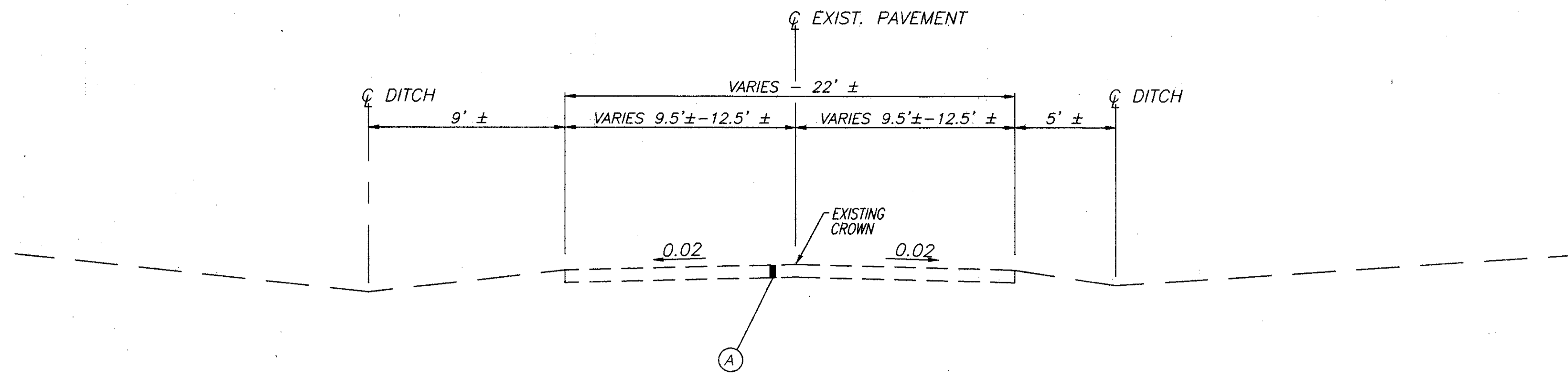


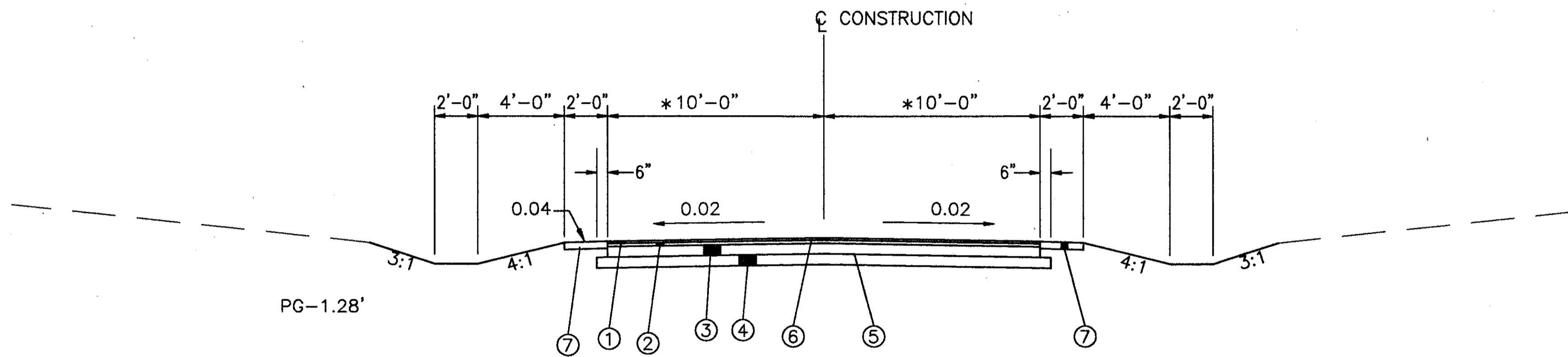
COPYRIGHT - DATE: 08-07-01 15:53 , CT CONSULTANTS, INC. H:\CT\97125\SDSK\97125202.dwg



**MENTOR HILLS DRIVE**  
STA. 3+25.32 TO STA. 10+37.27

**EXISTING LEGEND**

- (A) ASPHALT CONCRETE (AVG. THICKNESS = 7")

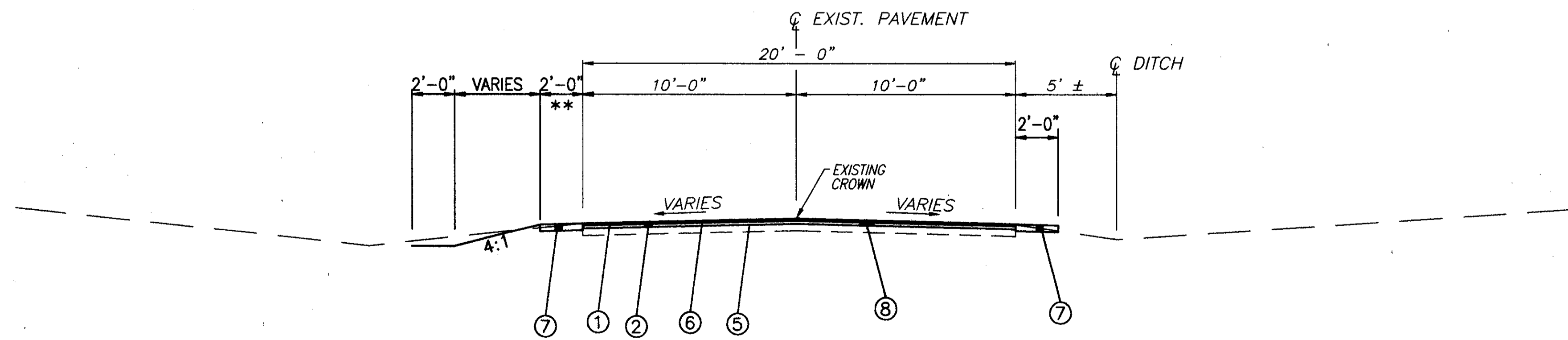


**MENTOR HILLS DRIVE**  
**NORMAL SECTION**

\* VARIES 10'-0" TO 14'-0" STA. 8+09.54 TO STA. 9+12.99  
14'-0" STA. 9+12.99 TO STA. 9+93.30  
STA. 3+25.32 TO STA. 5+86.18 = 260.86 LIN. FT.  
STA. 8+09.54 TO STA. 9+93.30 = 183.76 LIN. FT.

**PROPOSED LEGEND**

- (1) ITEM 446 - 1-1/4" ASPHALT CONCRETE SURFACE COURSE, TYPE 1, PG 64-22, AS PER PLAN
- (2) ITEM 446 - 1-3/4" ASPHALT CONCRETE INTERMEDIATE COURSE, TYPE 2, PG 64-22
- (3) ITEM 301 - 6" BITUMINOUS AGGREGATE BASE, PG 64-22
- (4) ITEM 304 - 6" AGGREGATE BASE, AS PER PLAN
- (5) ITEM 407 - TACK COAT
- (6) ITEM 407 - TACK COAT FOR INTERMEDIATE COURSE
- (7) ITEM 411 - 4" STABILIZED CRUSHED AGGREGATE
- (8) ITEM 254 - PAVEMENT PLANING, BITUMINOUS (3")



**MENTOR HILLS DRIVE**  
**SECTION TO BE RESURFACED**  
STA. 5+86.18 TO STA. 8+09.54

\*\* STA. 5+86.18 TO STA. 6+00.00  
STA. 7+50.00 TO STA. 8+09.54

MENTOR HILLS DRIVE  
PROPOSED TYPICAL SECTIONS

LAK-IR90/SR615-9.26/1.51