MICROFILMED
MAY 27 1985

FED. RD. DIVISION	STATE	PROJECT	
2	OHIO		

255
277

LAKE COUNTY
SEC. LAK-1-6.97

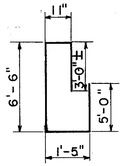

TYPE # 7

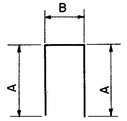

TYPE #1

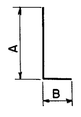

TYPE #2

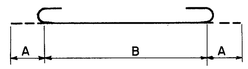

TYPE #3

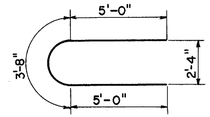

TYPE # 6

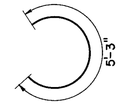

* RE401

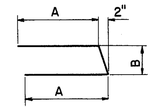

TYPE #4

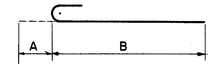

TYPE #5

REINFORCING STEEL LIST

ABUTMENTS

MARK	ABUT. #1	ABUT. #2	TOTAL	LENGTH	WEIGHT	TYPE	A	B	VARIES BY	No. of Ea.
A 401	30	30	60	6'- 0"	240	1	2'-10"	0'- 6"		
A 402	24	24	48	6'-5" to 2'-9"	147	4	2'-8" to 0'-10"	1'- 3"	2"	4
A 403	8	8	16	6'- 9"	72	4	2'-10"	1'- 3"		
A 501	8	8	16	12'- 4"	206	Str.				
A 502	4	4	8	14'- 10"	124	Str.				
A 503	2	2	4	11'- 6"	48	Str.				
A 504	2	2	4	9'- 6"	39	Str.				
A 505	8	8	16	9'- 2"	154	Str.				
A 506	24	24	48	3'- 6"	175	Str.				
A 507	38	38	76	5'- 0"	396	Str.				
A 508	12	12	24	3'- 4"	83	Str.				
A 509	40	40	80	8'- 5"	700	2	7'- 7"	1'- 0"		
A 510	16	16	32	7'- 4"	245	1	3'- 0"	1'- 6"		
A 511	8	8	16	17'- 1"	286	Str.				
A 512	4	4	8	18'- 10"	158	Str.				
A 513	2	2	4	15'- 9"	66	Str.				
A 514	2	2	4	13'- 3"	55	Str.				
A 515	8	8	16	13'- 0"	217	Str.				
A 516	19	19	38	39'- 0"	1546	Str.				
A 517	16	16	32	7'- 3"	242	1	2'- 0"	3'- 5"		
A 518	78	78	156	6'- 3"	1071	2	5'- 5"	1'- 0"		
A 519	28	28	56	8'- 3"	482	1	3'- 6"	1'- 6"		
A 601	34	34	68	7'- 4"	749	1	2'-6"	2'-6"		
A 602	8	8	16	12'- 0"	288	Str.				
A 603	8	8	16	15'- 9"	380	Str.				
A 604	34	34	68	16'- 3"	1660	7				
A 605	56	56	112	10'- 2"	1711	1	4'-0"	2'-6"		
A 606	16	16	32	22'- 9"	1092	Str.				
		TOTAL		12,583						

SUPERSTRUCTURE

MARK	No.	LENGTH	WEIGHT	TYPE	A	B	VARIES BY	No. of Ea.
S 401	634	3'- 6"	1483	1	6	2'- 9"		
S 402	1268	1'- 8"	1412	2	1'- 3"	5"		
S 403	634	4'- 9"	2012	1	2'- 0"	9"		
S 601	601	34'- 0"	30,692	Str.				
S 602	858	38'- 9"	49,938	Str.				
S 603	145	35'- 0"	7623	Str.				
S 604	50	6'-5" to 33'-6"	1499	Str.			1'- 1"	2
S 701	601	34'- 0"	41,768	Str.				
S 702	50	6'-5" to 33'-6"	2040	Str.			1'- 1"	2
S 605	8	5'- 4"	65 #	Str.				
S 703	8	5'- 4"	88 #	Str.				
		TOTAL	138,620					

RAILING

MARK	No.	LENGTH	WEIGHT	TYPE
R 401	200	17'- 5"	Include	Str.
R 402	8	14'- 0"	with	Str.
			Item	
R 404	8	12'- 0"	S-14 for	Str.
R 405	8	16'- 9"	Payment	Str.

PIERS

MARK	PIER #1	PIER #2	PIER #3	PIER #4	PIER #5	TOTAL	LENGTH	WEIGHT	TYPE	A	B
PF907	48	48	48	48	48	240	6'- 9"	5508	2	5'- 7"	1'- 5"
P 501	4	4	4	4	4	20	12'- 4"	257	Str.		
P 502	32	32	32	32	32	160	5'- 1"	848	1	2'- 8"	2'- 8"
P 701	8	8	8	8	8	40	13'- 8"	1118	6		
P 702	10	10	10	10	10	50	12'- 6"	1278	Str.		
P703a	4	4	4	4	4	20	18'- 10"	820	1	3'-4"	12'- 6"
P703b	4	4	4	4	4	20	20'- 1"	811	1	3'-4"	13'- 9"
P703c	2	2	2	2	2	10	21'- 4"	431	1	3'-4"	15'- 0"
P901	48					48	19'- 7"	3196	Str.		
P902		48	48			96	20'- 2"	6584	Str.		
P903				48		48	19'- 9"	3224	Str.		
P904					48	48	18'-10"	3073	Str.		
P905	32	32	32	32	32	160	7'-10"	4260	Str.	8	6'- 6"
P906	68	68	68	68	68	340	14'- 4"	16560	Str.	8	13'- 0"
			TOTAL	47,968							
			SPIRALS	6,157							
	GRAND		TOTAL	54,125							

SPIRALS

MARK	No.	SIZE	LENGTH	CORE DIA.	PITCH	No. of TURNS	WEIGHT
SP 401	4	1/2" ϕ	16'- 4"	32"	4 1/2"	47	1230
SP 402	8	1/2" ϕ	16'- 10 5/8"	32"	4 1/2"	48	2518
SP 403	4	1/2" ϕ	16'- 5 3/4"	32"	4 1/2"	47	1232
SP 404	4	1/2" ϕ	15'- 6 3/8"	32"	4 1/2"	45	1177
						TOTAL	6157

REPLACEMENT BARS

MARK	No.	LENGTH	WEIGHT	TYPE
RE 400	1	5'- 3"		Str.
RE 401	1	5'- 3"		*
RE 500	1	5'- 7"		Str.
RE 600	6	5'- 11"		Str.
RE 700	4	6'- 3"		Str.
RE 800	1	6'- 6"		Str.
RE 900	1	6'- 10"		Str.

NOTES:

All dimensions are out to out of the bar.

Bar Size is indicated in the bar mark. The first digit where three digits are used, and the first two where four are used, indicate the bar size number. For example, A700 is a No. 7 size bar & A1014 is a No. 10 size.

The length shown in the bar list for the spiral bars is the distance from the top of the footing to the bottom of the cap.

The number of turns shown is the length divided by the pitch, plus 3 turns (total number of closed coils) expressed as the nearest whole number.

Spiral bars shall not have deformations but shall in other respects conform to Item S-4.

1 1/2 closed coils shall be provided at the ends of each spiral unit.

Four steel channel, tee or angle spacers, weighing approximately 0.68 lbs. per lin. ft., shall be provided for each spiral unit. They shall be equally spaced along the periphery of the coil. The number of pounds of spacers, based on 0.68 lbs. per lin. ft., will be paid for as reinforcing steel and is included in the tabulated quantity of spiral bars.

Replacement Bars: If reinforcing bars are fabricated from stock which has previously been tested and approved by the Ohio Testing Laboratory, test samples as provided in Sec. S-4.02 need not be furnished and replacement bars will not be required.

APPROACH SLABS

MARK	SLAB #1	SLAB #2	TOTAL	LENGTH	WEIGHT	TYPE	A	B	VARIES BY	No. of Ea.
AP501A	1	1	2	4'- 3"		Str.				
AP501B	1	1	2	7'- 6"	Include	Str.				
AP501C	1	1	2	28'- 6"		Str.				
AP501D	1	1	2	30'- 9"	with	Str.				
AP501E	1	1	2	34'- 0"		Str.				
AP501F	2	2	4	37'- 0"	Item	Str.				
AP501G	1	1	2	38'- 3"		Str.				
AP501H	1	1	2	37'- 10"	I-7	Str.				
AP501I	1	1	2	37'- 6"		Str.				
AP501J	1	1	2	36'- 7"	For	Str.				
AP501K	1	1	2	36'- 0"		Str.				
AP501L	1	1	2	35'- 0"	Payment	Str.				

MARK	SLAB #1	SLAB #2	TOTAL	LENGTH	WEIGHT	TYPE	A	B	VARIES BY	No. of Ea.
AP501M	1	1	2	34'- 3"		Str.				
AP501N	3	3	6	33'- 6"	Include	Str.				
AP501P	3	3	6	33'- 9"		Str.				
AP801A	1	1	2	11'- 3"	with	Str.				
AP801B	1	1	2	12'- 6"		Str.				
AP801C	1	1	2	14'- 0"	Item	Str.				
AP801D	1	1	2	16'- 0"		Str.				
AP801E	1	1	2	19'- 0"	I-7	Str.				
AP802	14	14	28	25'-7" to 30'-2 1/4"		5	1'- 1"	24'-6" to 29'-1 1/4"	4 1/4"	2
AP803	28	28	56	25'- 7"	For	5	1'-1"	24'-6"		
AP804	14	14	28	20'-8 1/2" to 25'-7"		5	1'-11"	19'-7 1/4" to 24'-6"	4 1/2"	2
AP805A	1	1	2	9'- 0"	Payment	Str.				

MARK	SLAB #1	SLAB #2	TOTAL	LENGTH	WEIGHT	TYPE	A	B	VARIES BY	No. of Ea.
AP805B	1	1	2	10'- 6"	Include	Str.				
AP805C	1	1	2	12'- 0"		Str.				
AP805D	1	1	2	14'- 0"	with	Str.				
AP805E	1	1	2	10'- 0"		Str.				
					Item					
					I-7					
					For					
					Payment					

SEC. C-31

PREPARED BY
CAPITOL ENGINEERING ASSOCIATES, DILLSBURG, PA.
FOR
STATE OF OHIO
DEPARTMENT OF HIGHWAYS
DIVISION OF DESIGN AND CONSTRUCTION
BUREAU OF BRIDGES

REINFORCING BAR LIST
BRIDGE NO. LAK.-1-0930
S.R.1 UNDER LITTLE MOUNTAIN ROAD
LAKE COUNTY
STA. 133+23.74

DESIGNED	DRAWN	TRACED	CHECKED	REVISED DATE	REVISED
	CJD ZEB				