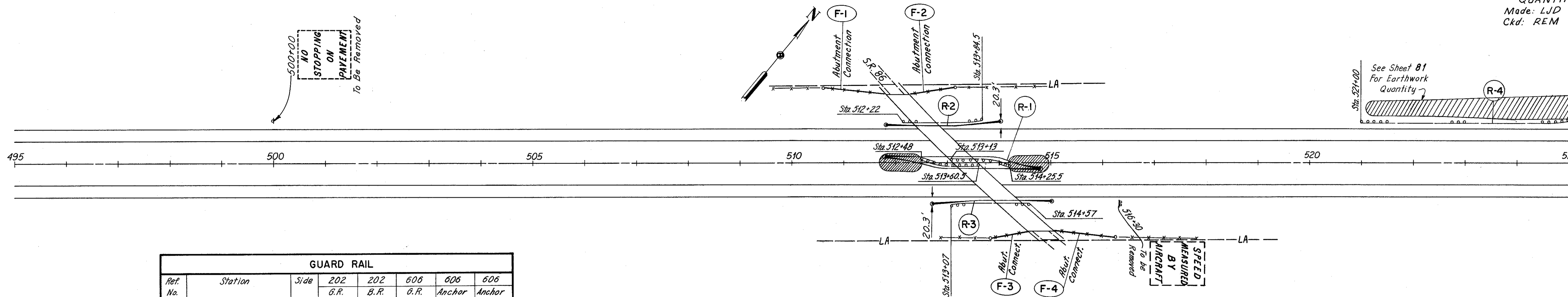
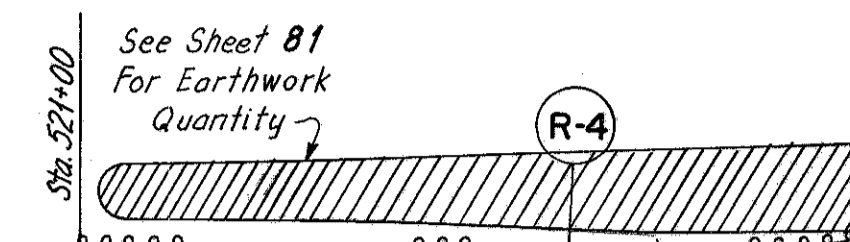


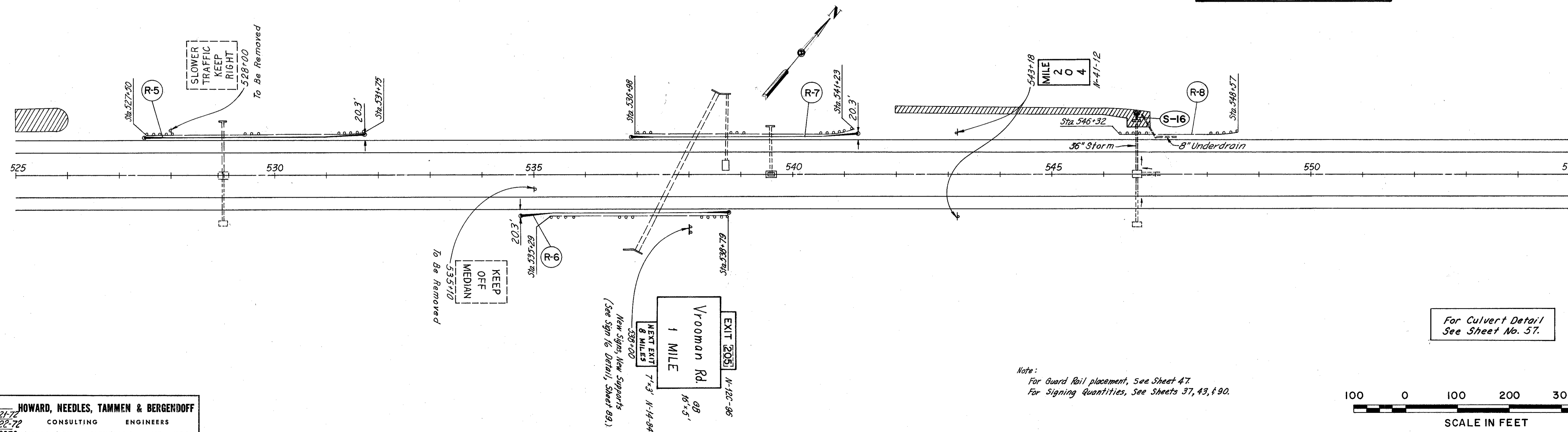
LAKE COUNTY
LAK. 90-3.56

QUANTITIES
Made: LJD 2-21-72
Ckd: REM 2-22-72



Ref. No.	Station		Side	202 G.R.		606 G.R.		606 Anchor Assembly	
	From	To		Removed for Reuse or Storage as per Plan	Removed for Reuse or Storage as per Plan	Type 5	Anchor Assembly	Anchor Assembly	Anchor Assembly
			Lin. Ft.	Lin. Ft.	Lin. Ft.	Each	Each	Each	Each
R-1	511+80	514+80	CL	175	50	300		2	2
R-2	511+81	514+06	Lt.	162.5		175		2	
R-3	512+70	514+95	Rt.	150		175		2	
R-4	521+00	525+00	Lt.	400					
R-5	527+50	531+75	Lt.	425		375		2	
R-6	534+75	538+87.5	Rt.	350		362.5		2	
R-7	536+90	541+27.5	Lt.	425		387.5		2	
R-8	546+32	548+57	Lt.	225					
Totals				2312.5	50	1975	10	2	

Ref. No.	Station		Side	607 Fence Type CL	Lin. Ft.
	From	To			
F-1	510+65	WB	Lt.		114
F-2	513+10	WB	Lt.		86
F-3	513+89	EB	Rt.		63
F-4	516+21	EB	Rt.		116
Total					379



For Culvert Detail See Sheet No. 57.

Note:
For Guard Rail placement, See Sheet 47.
For Signing Quantities, See Sheets 37, 43, & 90.

