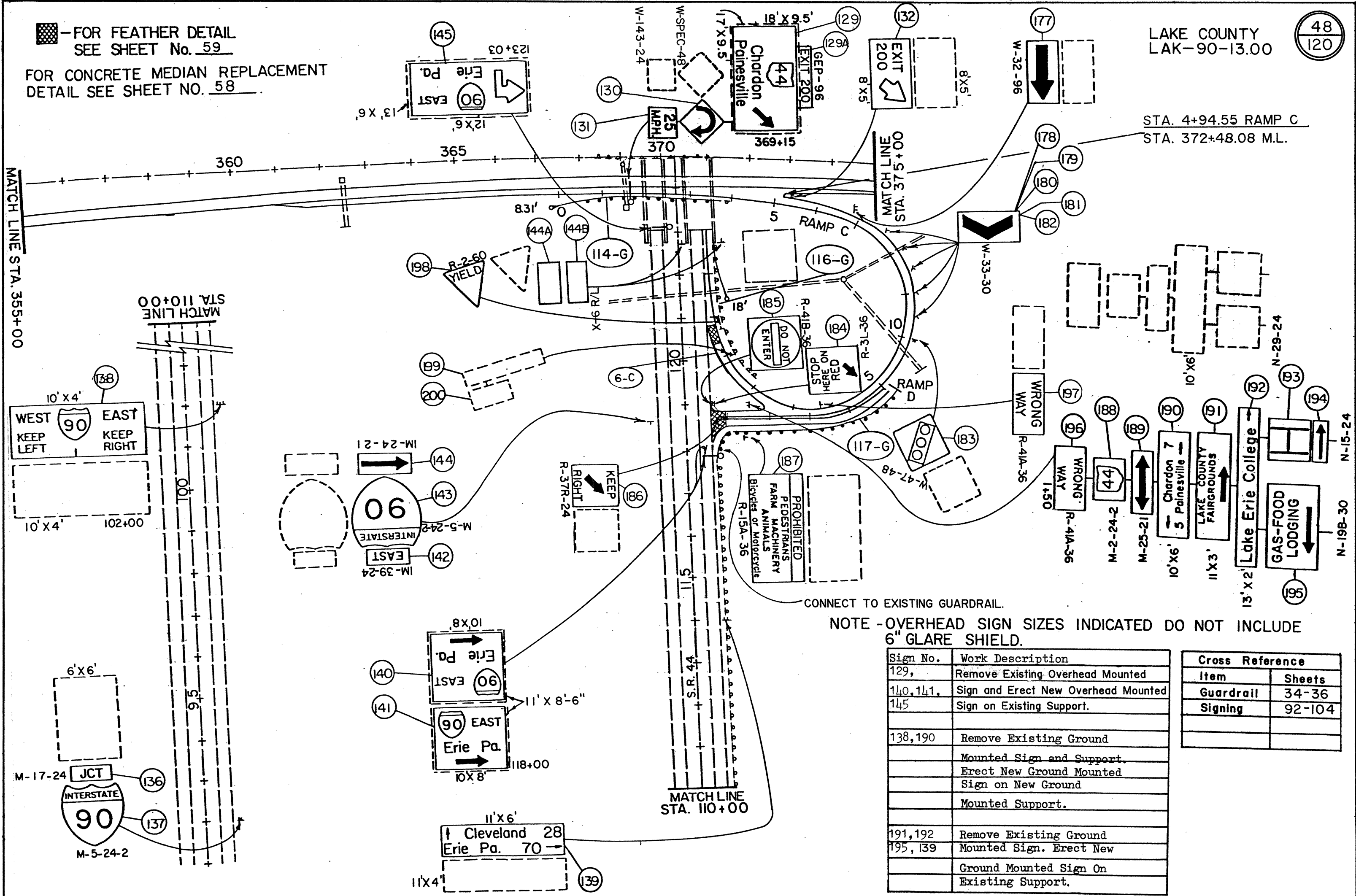
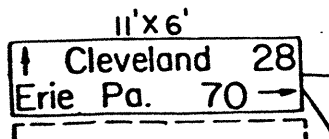
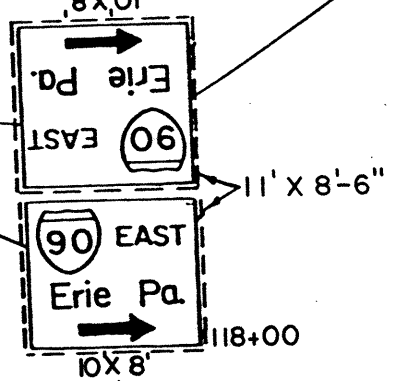
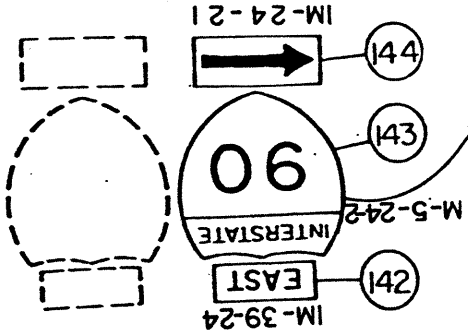
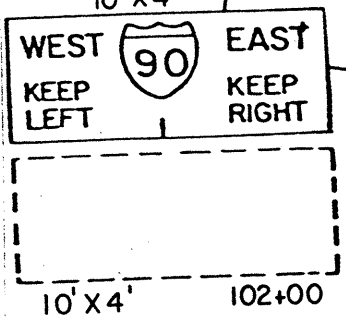
 - FOR FEATHER DETAIL
SEE SHEET No. 59

FOR CONCRETE MEDIAN REPLACEMENT
DETAIL SEE SHEET NO. 58



STA. 4+94.55 RAMP C
STA. 372+48.08 M.L.



CONNECT TO EXISTING GUARDRAIL.

NOTE - OVERHEAD SIGN SIZES INDICATED DO NOT INCLUDE 6" GLARE SHIELD.

Sign No.	Work Description
129,	Remove Existing Overhead Mounted
140, 141,	Sign and Erect New Overhead Mounted
145	Sign on Existing Support.
138, 190	Remove Existing Ground Mounted Sign and Support. Erect New Ground Mounted Sign on New Ground Mounted Support.
191, 192 195, 139	Remove Existing Ground Mounted Sign. Erect New Ground Mounted Sign on Existing Support.

Cross Reference	
Item	Sheets
Guardrail	34-36
Signing	92-104