

TYPICAL SECTIONS

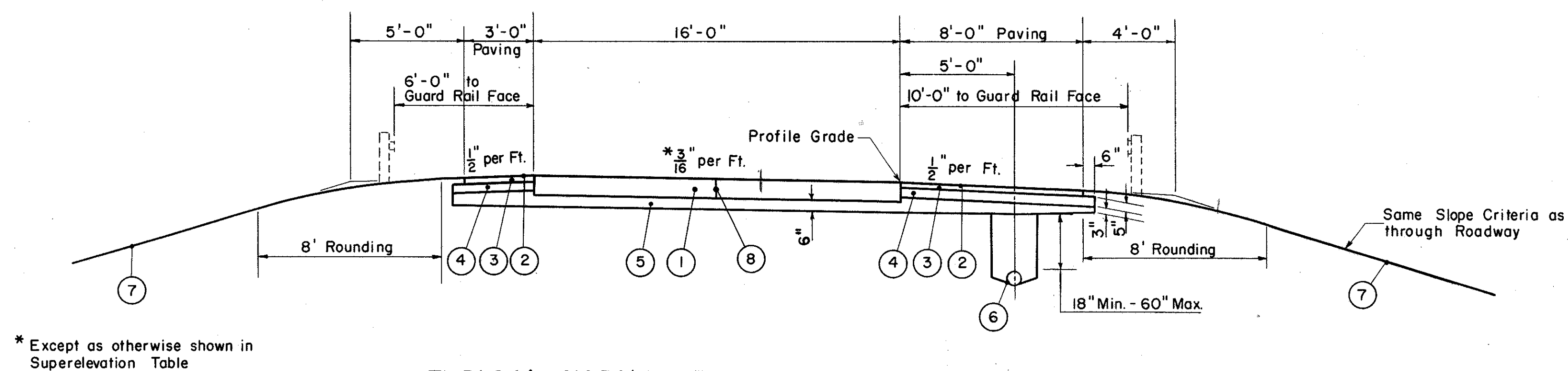
TYPE T-71

SCALE: $\frac{1}{4}'' = 1' - 0''$

FED. RD. DIVISION	STATE	PROJECT
2	OHIO	ACI-1103(21)

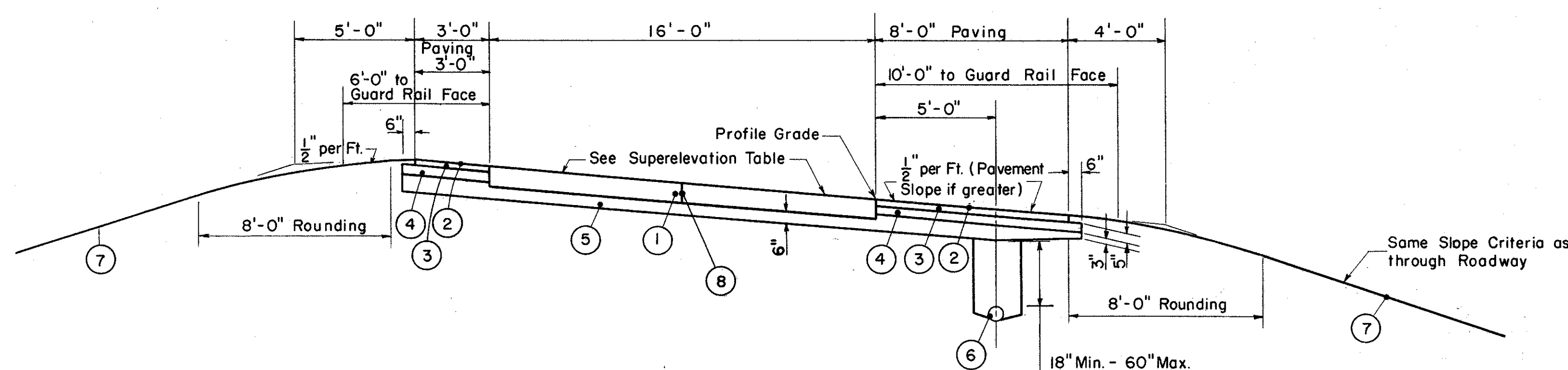
5
488

LAKE COUNTY
LAK-1-12.89

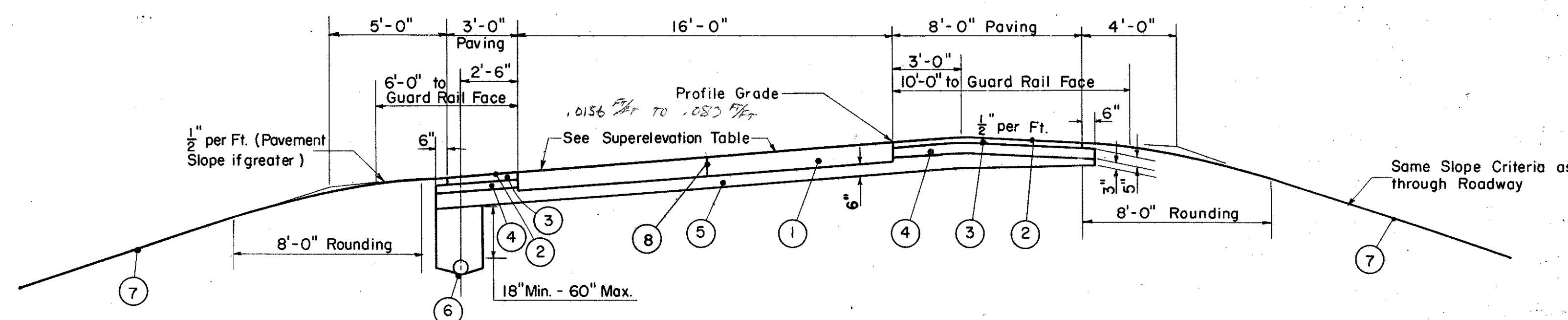


TYPICAL NORMAL RAMP SECTION ONE WAY RAMP

* Except as otherwise shown in
Superelevation Table



TYPICAL SUPERELEVATED RAMP SECTION - ONE WAY RAMP - RIGHT



TYPICAL SUPERELEVATED RAMP SECTION - ONE WAY RAMP - LEFT

LEGEND

- ① T-71 10" Reinforced Portland Cement Pavement.
- ② T-31 Bituminous Surface Treatment.
- ③ B-33 3" Bituminous Macadam Base Course.
- ④ I-18 5" Stabilized Crushed Aggregate Shoulders & Approaches.
- ⑤ I-22 Variable Depth Subbase.
- ⑥ I-4 6" Pipe Underdrain.
- ⑦ L-9 Seeding & Protecting Roadway Areas.
- ⑧ Standard Longitudinal Joint.