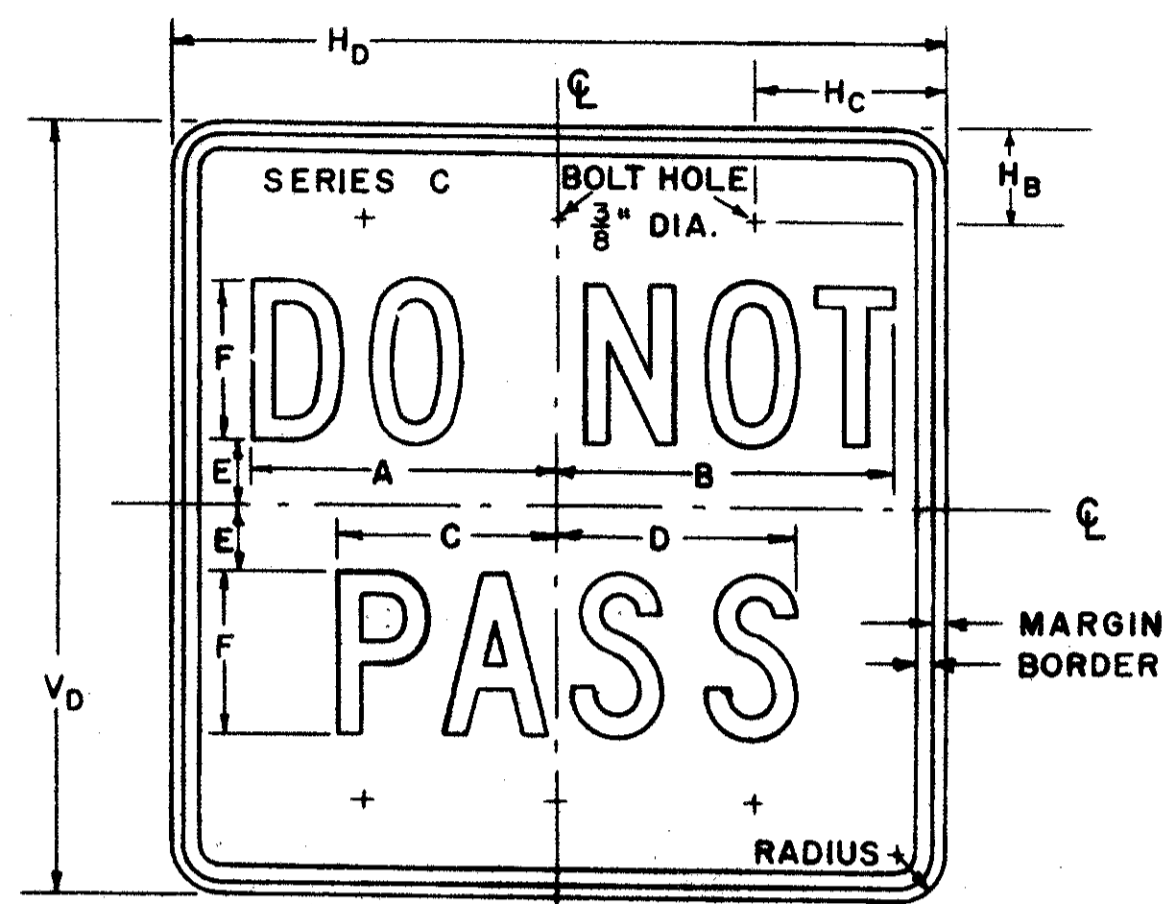


LAKE COUNTY  
ASHTABULA COUNTY  
LAK-1-12.89  
ATB-1-0.00

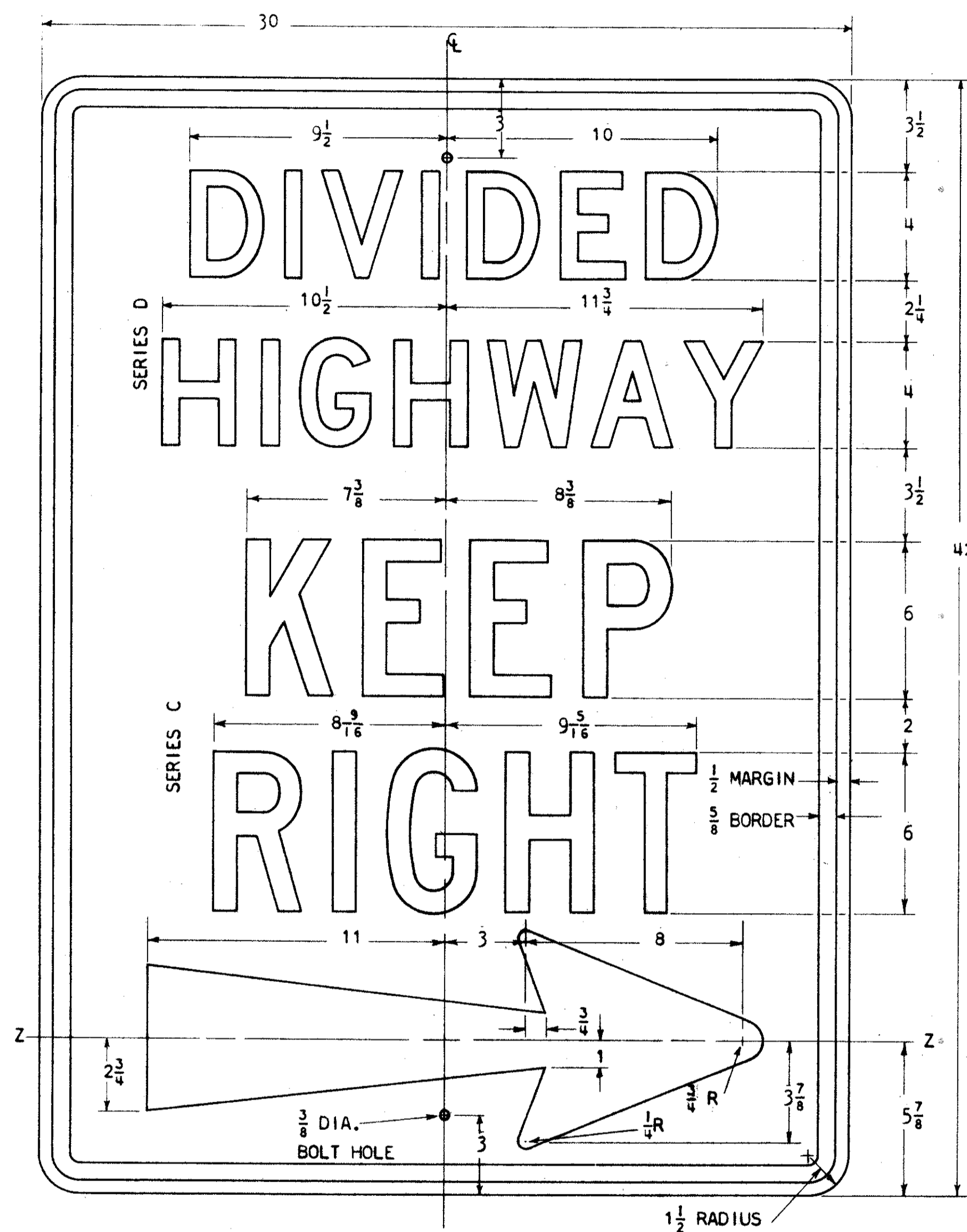


R-28

CODE NUMBER	PLATE					BOLT HOLE			LEGEND						LETTER SERIES
	H <sub>D</sub>	V <sub>D</sub>	R	MARGIN	BORDER	DIA.	H <sub>B</sub>	H <sub>C</sub>	A	B	C	D	E	F	
R-28-24	24	24	1 1/2	3/8	1/2	3/8	3	—	9 1/2	10 3/8	6 13/16	7 1/8	2	5	C
R-28-36	36	36	1 1/2	1/2	1/2	3/8	3	9	14 1/4	15 9/16	10 5/32	11 3/16	3	7 1/2	C

NOTE:  
THE 24" X 24" PLATE IS FABRICATED WITH TWO BOLT HOLES ON THE VERTICAL CENTERLINE AND THE 36" X 36" PLATE IS FABRICATED WITH FOUR CORNER BOLT HOLES.

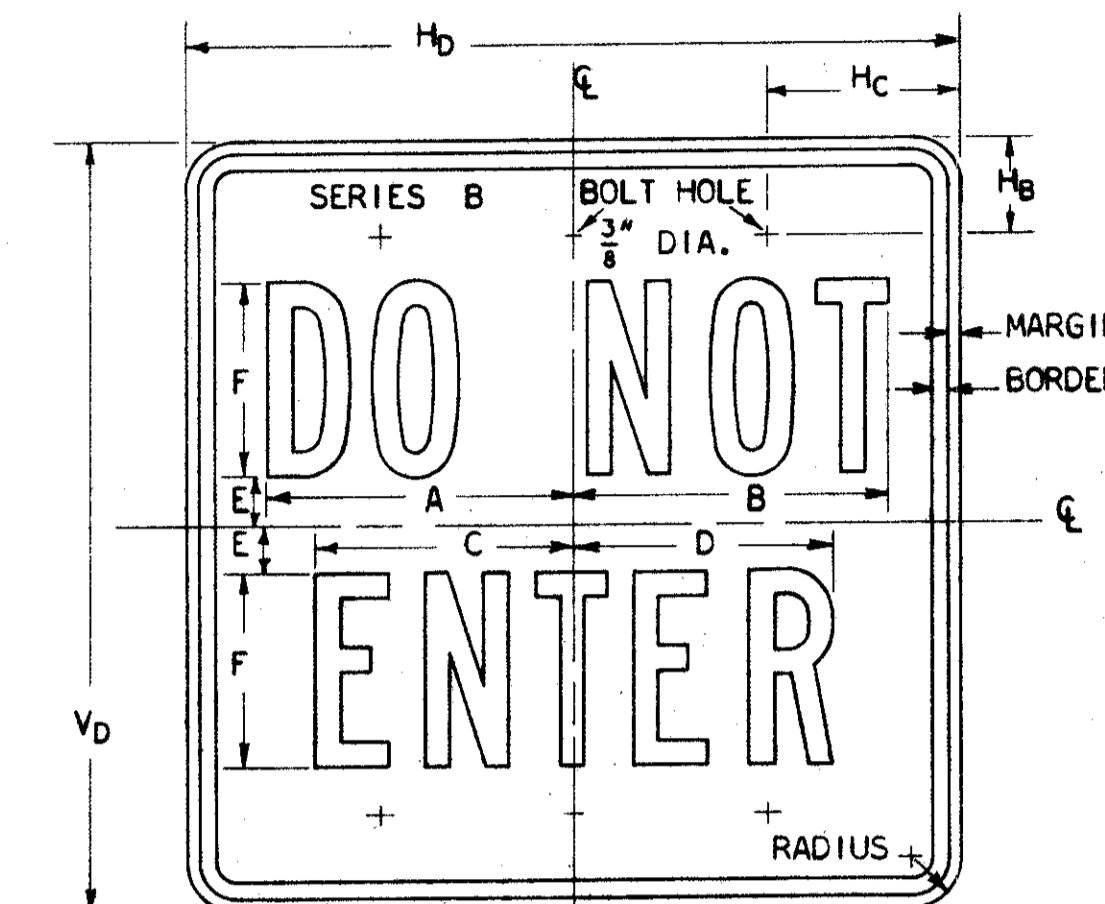
ALL DIMENSIONS ARE IN INCHES UNLESS OTHERWISE SHOWN.



R-29-30

ARROW IS SYMMETRICAL ABOUT AXIS Z-Z

ALL DIMENSIONS ARE IN INCHES UNLESS OTHERWISE SHOWN.



R-35

CODE NUMBER	PLATE					BOLT HOLES			LEGEND						LETTER SERIES
	H <sub>D</sub>	V <sub>D</sub>	R	MARGIN	BORDER	DIA.	H <sub>B</sub>	H <sub>C</sub>	A	B	C	D	E	F	
R-35-24	24	24	1 1/2	3/8	1/2	3/8	3	—	9 1/2	9 3/4	8	8	1 1/2	6	B
R-35-36	36	36	1 1/2	1/2	1/2	3/8	3	9	14	14 3/4	12 3/4	13 3/8	1 3/4	10	B

NOTE:  
THE 24" X 24" PLATE IS FABRICATED WITH TWO BOLT HOLES ON THE VERTICAL CENTERLINE AND THE 36" X 36" PLATE IS FABRICATED WITH FOUR CORNER BOLT HOLES.

ALL DIMENSIONS ARE IN INCHES UNLESS OTHERWISE SHOWN.