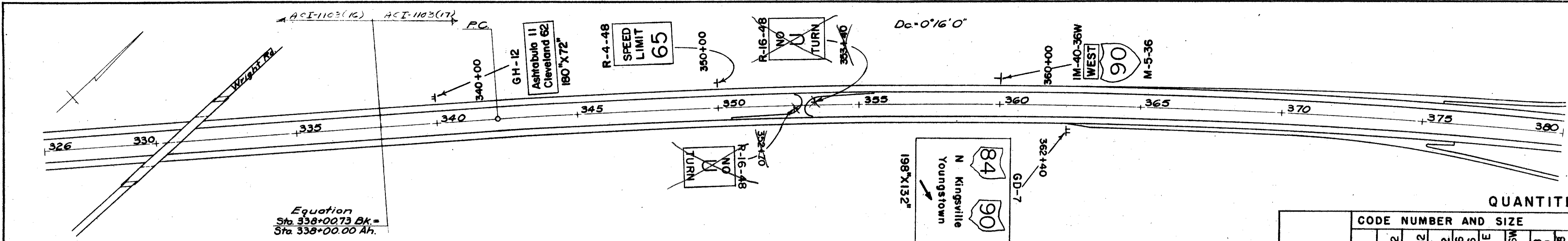


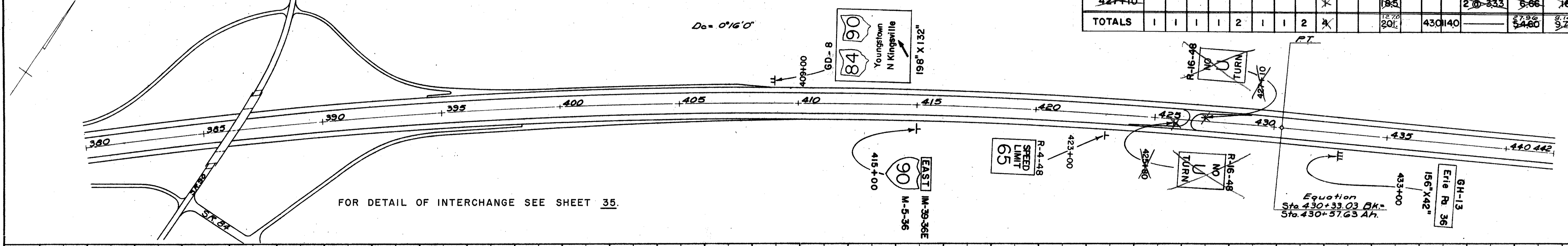
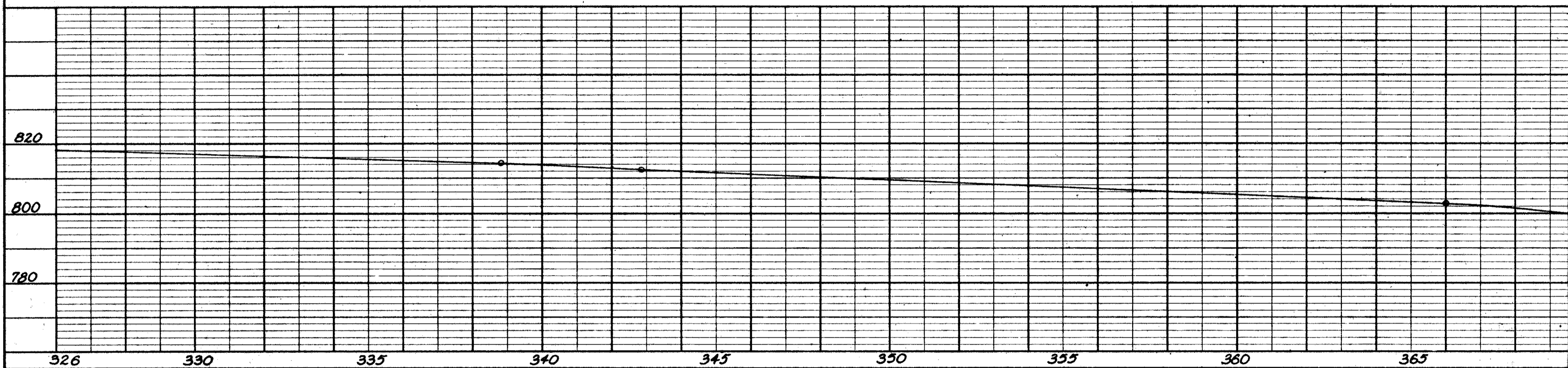
LAKE COUNTY
ASHTABULA COUNTY
LAK-1-12.89
ATB-1-0.00



Equation
Sta. 338+00.73 Bk. =
Sta. 338+00.00 Ah.

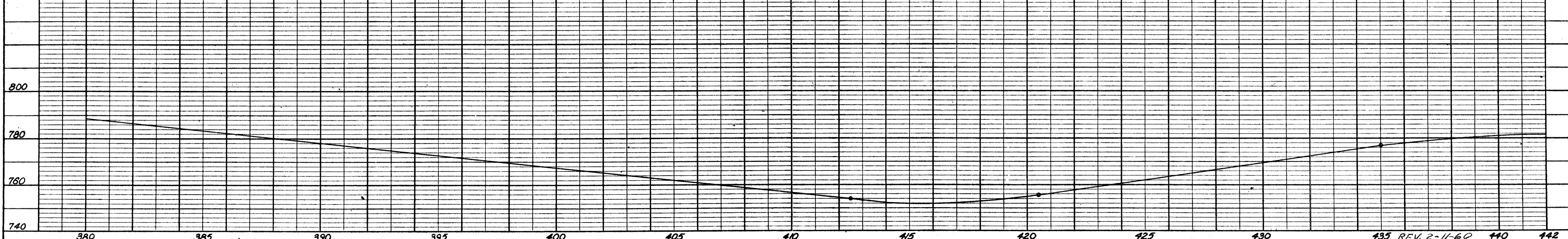
QUANTITIES

STATION	CODE NUMBER AND SIZE								SUPPORTS			1.12" D.P. BRC.			
	GH-12 180 X 72	GD-7 198 X 132	GD-8 198 X 132	GH-13 156 X 42	M-5-36 36 X 36	IM-39-36E 36 X 18	IM-40-36W 36 X 18	R-4-48 48 X 60	R-16-48 48 X 60	# BEAM	10 B17	12 W27	PCS.	TOT.	CONC.
	EA.	EA.	EA.	EA.	EA.	EA.	EA.	EA.	EA.	FT.	FT.	FT.	EA.-FT.	FT.	CU. YDS
340+00	1										205 225				2.18
362+40		1										275 295			2.92
409+00			1									275 295			2.92
433+00				1						170 180					48
350+00								1		18.5			2 @ 333	6.66	.16
352+70									*	18.5			2 @ 333	6.66	.16
353+40									*	18.5			2 @ 333	6.66	.16
360+00					1	1				18.0			4 @ 183	7.32	.16
415+00					1	1				18.0			4 @ 183	7.32	.16
423+00								1		18.5			2 @ 333	6.66	.16
425+80									*	18.5			2 @ 333	6.66	.16
427+10									*	18.5			2 @ 333	6.66	.16
TOTALS	1	1	1	1	2	1	1	2	*	18.70 20.12	430	140		27.96 34.60	8.14 9.28



FOR DETAIL OF INTERCHANGE SEE SHEET 35.

Equation
Sta. 430+33.03 Bk. =
Sta. 430+57.63 Ah.



PLAN
SURVEYED
NOTE BOOK
ALIGNMENT CHECKED
RT. OF WAY CHECKED

PROFILE
SURVEYED
NOTE BOOK
GRADES CHECKED
B. M. NOTED
STRUCTURE NOTATIONS CHECKED