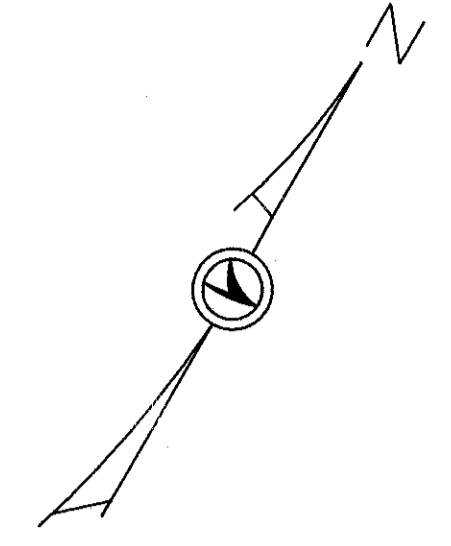
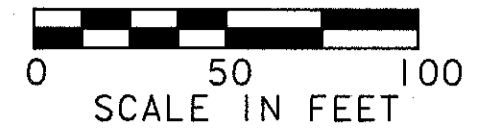
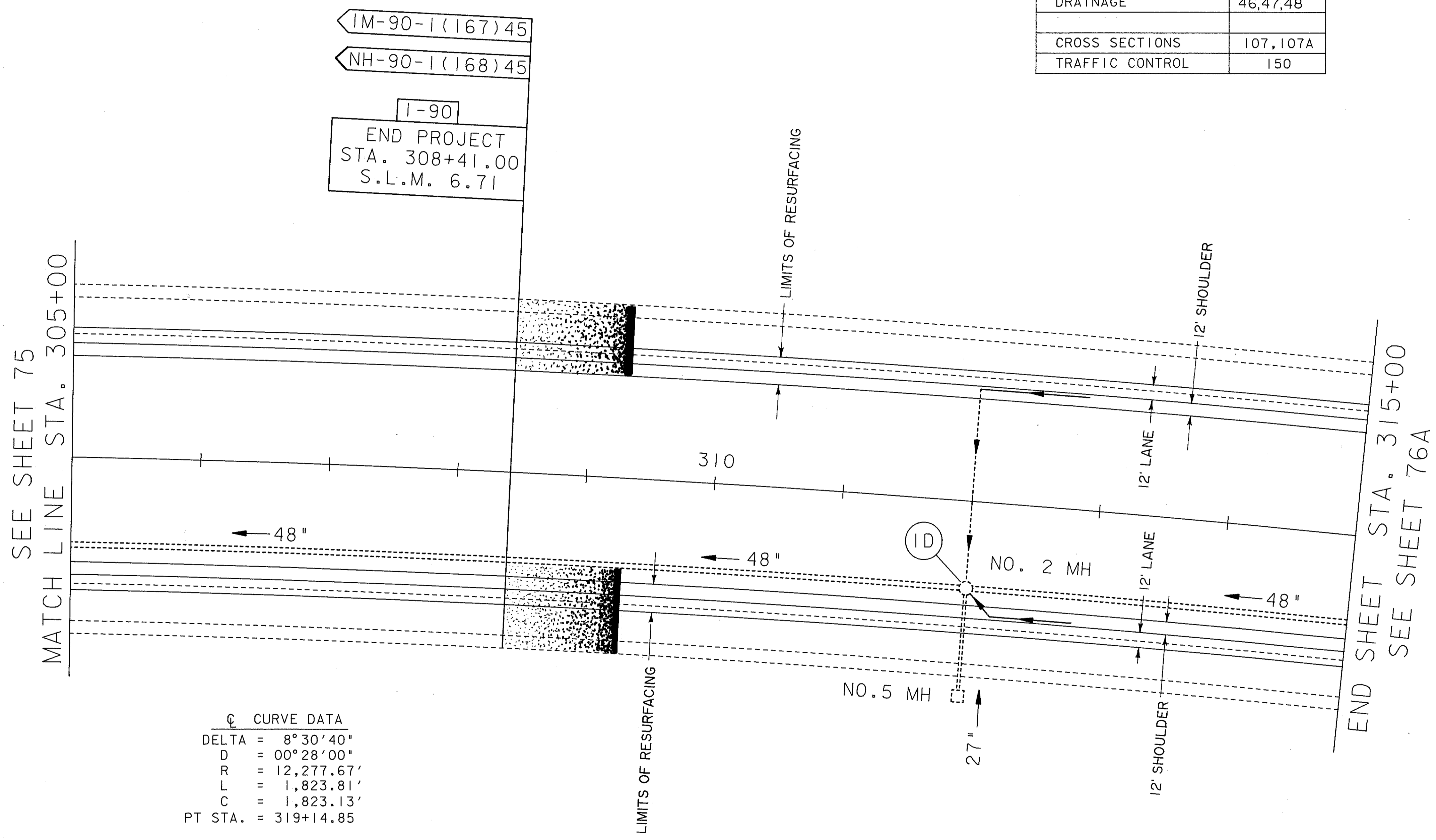


PLAN SHEET



CROSS REFERENCE	
ITEM	SHEET
RESURFACING	37,38
DRAINAGE	46,47,48
CROSS SECTIONS	107,107A
TRAFFIC CONTROL	150



IM-90-1(167)45
NH-90-1(168)45
1-90
END PROJECT
STA. 308+41.00
S.L.M. 6.71

⊕ CURVE DATA
DELTA = 8°30'40"
D = 00°28'00"
R = 12,277.67'
L = 1,823.81'
C = 1,823.13'
PT STA. = 319+14.85

ACAD FILE : PL_315.DWG

FOR LEGEND, SEE SHEET NO. 53