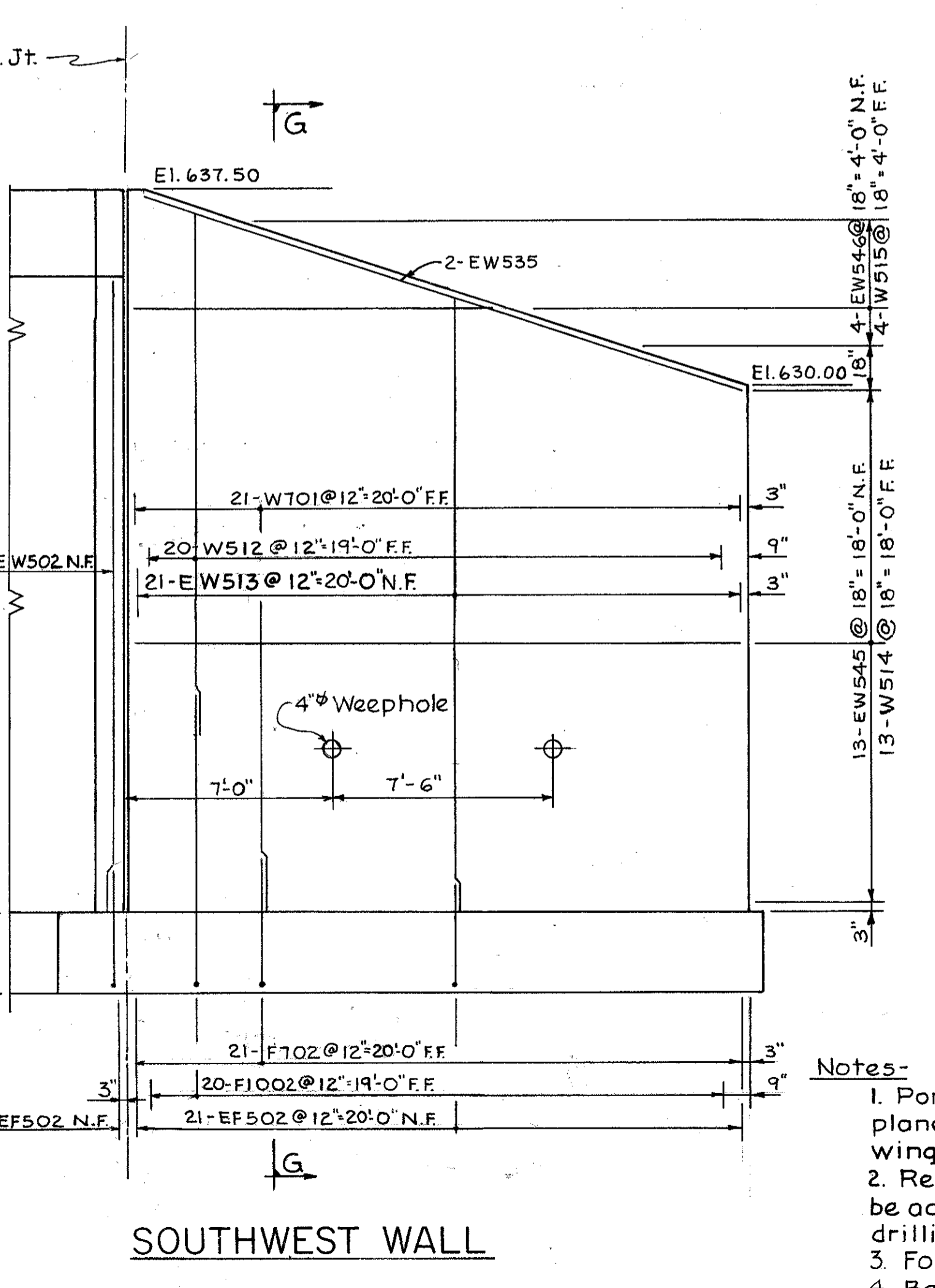
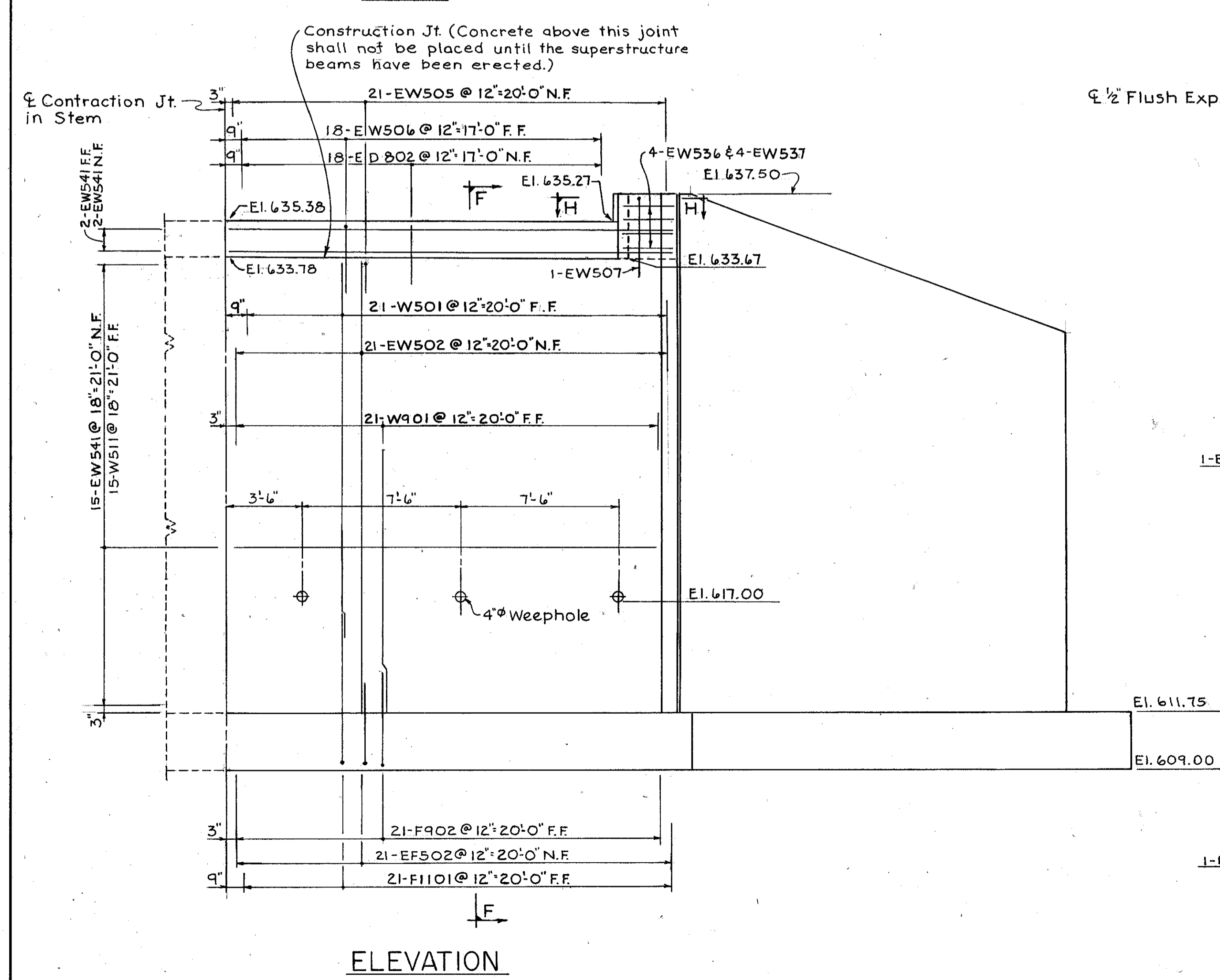
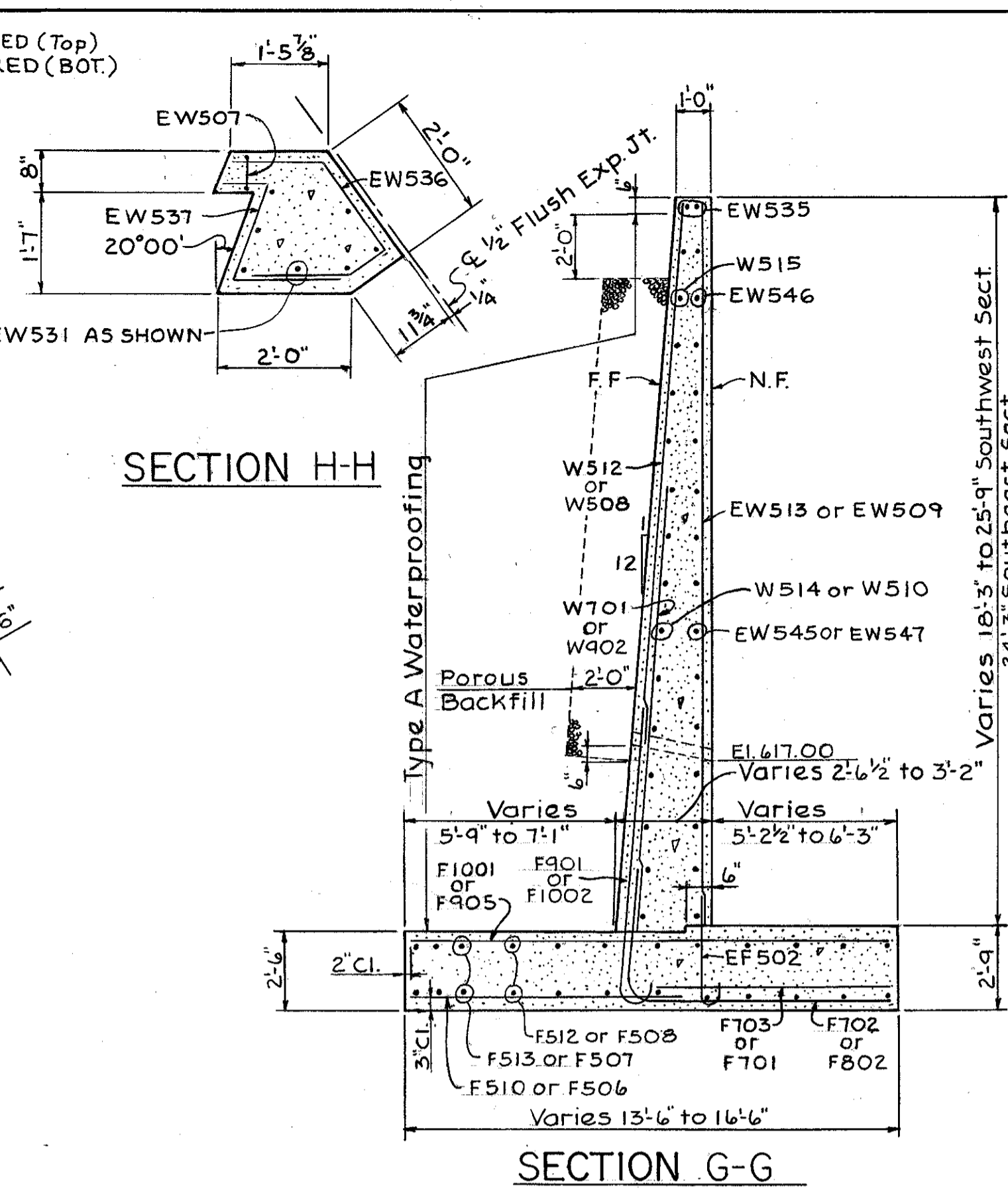
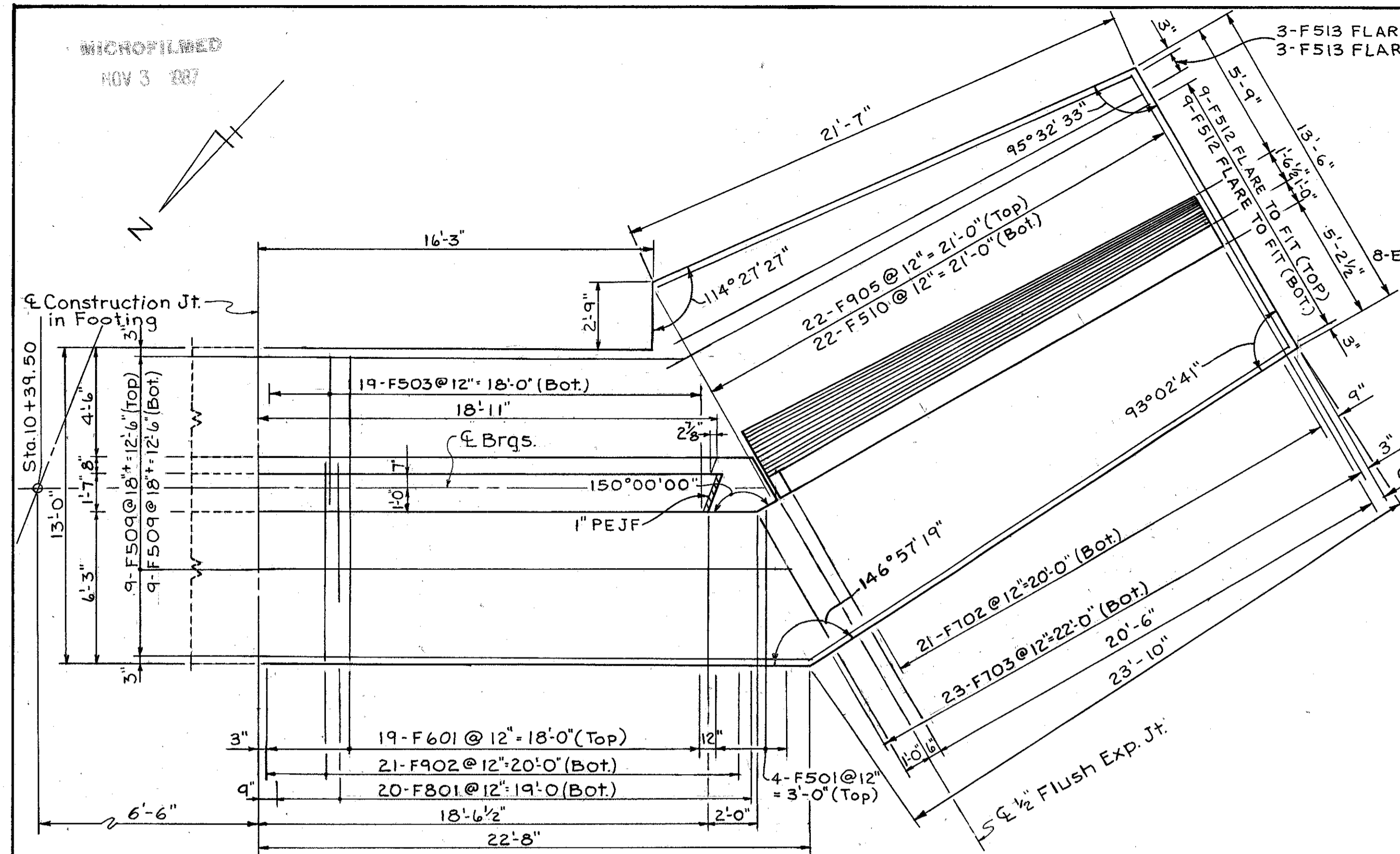


MICROFILMED
NOV 3 1987

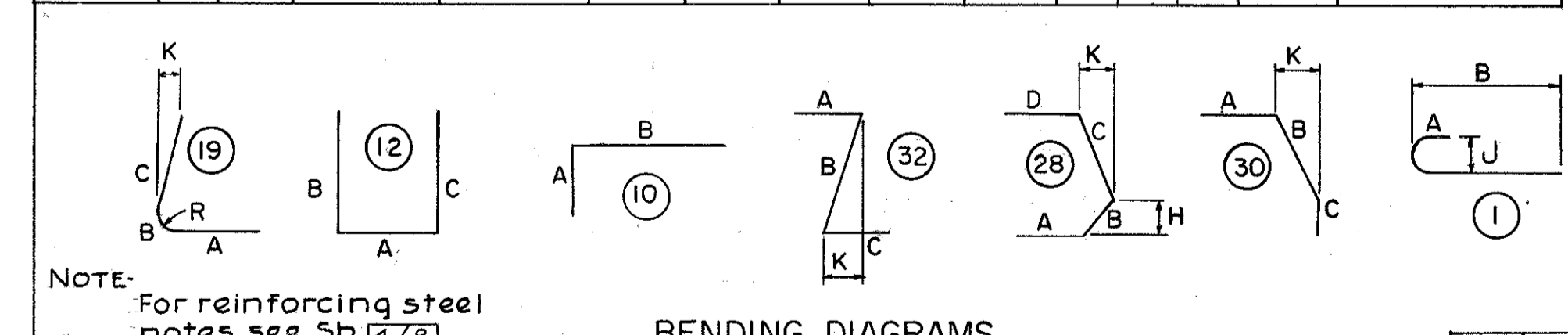
FHWA REGION	STATE	PROJECT	
5	OHIO		

31
36

LAKE COUNTY
LAK-86-2.23



MARK	SIZE	NO.	LENGTH	WEIGHT	TYPE	BENT BAR DIMENSIONS											REMARKS
						A	B	C	D	H	J	K	R				
SOUTHWEST SECTION																	
F501	5	4	6'-5"	27	STR												
EF502	5	42	4'-6"	197	I	7"	3'-6"										
F503	5	19	5'-6"	109	STR												
F509	5	18	18'-5" to 23'-9"	396	STR												2 SETS OF 9 BARS AT 8" INCR. 1 SET OF 22 BARS AT 1 1/4" INCR.
F510	5	22	6'-2" to 8'-4 1/2"	167	STR												
F512	5	18	23'-6"	441	STR												
F513	5	6	2'-5" to 22'-5"	137	STR												2 SETS OF 3 BARS AT 6" INCR.
F601	6	19	12'-8"	362	STR												
F702	7	21	10'-8" to 12'-4"	494	19	6'-4" to 8'-0"	1'-7"	2'-9"									1 SET OF 21 BARS AT 1" INCR. 1 SET OF 23 BARS AT 1" INCR.
F703	7	23	1'-5" to 9'-3"	391	STR												
F801	8	20	5'-9"	307	STR												
F902	9	21	12'-7"	898	19	7'-3"	1'-7"	3'-9"									
F905	9	22	13'-1" to 16'-2"	1094	STR												
F1002	10	20	10'-8"	918	I	1'-5"	9'-3"										1 SET OF 22 BARS AT 1 1/4" INCR.
F1101	11	21	8'-7"	958	I	1'-7"	7'-0"										
W501	5	21	17'-6"	383	STR												
EW502	5	22	21'-9"	499	STR												
EW505	5	21	3'-4"	73	10	1'-6"	1'-11"										
EW506	5	18	2'-11"	55	10	2'-8"	4"										
EW507	5	1	9'-9"	10	12	4'-10"	4"	4'-10"									
W511	5	15	20'-0"	313	STR												
W512	5	20	12'-5" to 19'-7"	334	STR												1 SET OF 20 BARS AT 4 1/2" INCR.
EW513	5	21	18'-1" to 25'-7"	478	STR												1 SET OF 21 BARS AT 4 1/2" INCR.
W514	5	13	20'-8"	280	STR												
W515	5	4	4'-0" to 10'-0"	29	STR												1 SETS OF 4 BARS AT 2'-0" INCR.
EW531	5	8	5'-0"	42	STR												
EW535	5	2	21'-6"	45	STR												
EW536	5	4	5'-1"	21	28	1'-4"	9"	1'-8"	1'-4"	5"	10"						
EW537	5	4	3'-9"	16	32	8"	1'-8"	1'-6"									
EW541	5	19	20'-0"	396	STR												
EW545	5	13	20'-8"	280	STR												
EW546	5	4	4'-0" to 10'-0"	29	STR												1 SET OF 4 BARS AT 2'-0" INCR.
W701	7	21	14'-0"	601	STR												
ED802	8	18	4'-0"	192	30	1'-0"	2'-0"	1'-0"									
W901	9	21	12'-6"	892	STR												



NOTE: For reinforcing steel notes see Sh. 4/8

- Notes:
1. Porous backfill, two feet thick, shall extend up to the plane of the subgrade and laterally to the ends of the wingwalls.
 2. Reinforcing steel in the vicinity of the bridge seat shall be accurately placed to avoid interference with the drilling of anchor bolt holes.
 3. For Section F-F see Sheet [6/8]
 4. Backfill shall not be placed above El. 620.0 until the superstructure beams are erected.

CAPITOL ENGINEERING ASSOCIATES
CONSULTING CIVIL ENGINEERS
PAINESVILLE, OHIO

SOUTH ABUTMENT
SOUTHWEST SECTION
STAGE I
BRIDGE NO. LAK-86-0229
OVER BIG CREEK
LAKE COUNTY STA 9+72.88 TO STA 10+40.12

DESIGNED	DRAWN	TRACED	CHECKED	REVIEWED	DATE	REVISED
TAP	DPR	✓	NE	PEM	1/24/82	