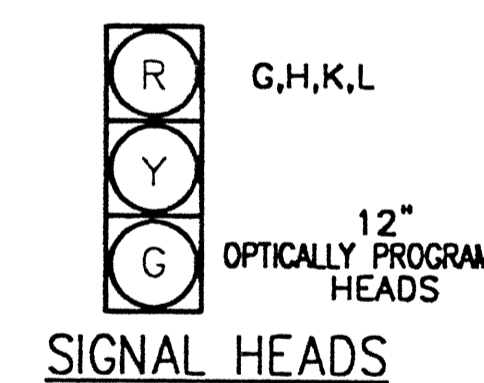
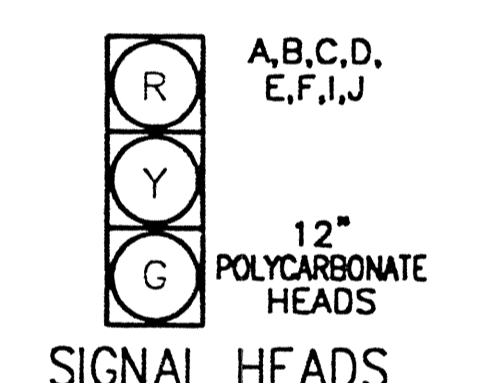
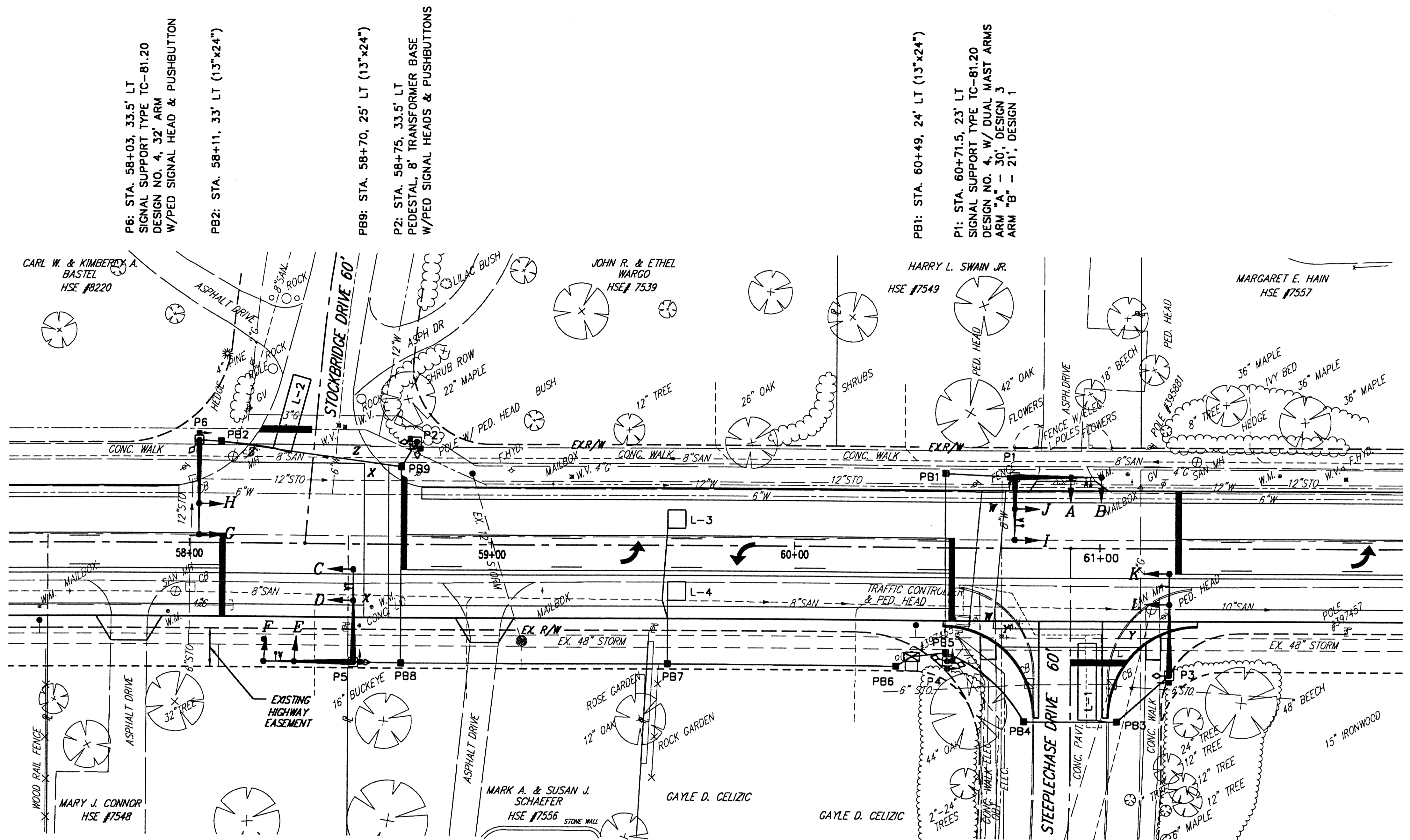


COPYRIGHT 08-07-00 CT CONSULTANTS, INC. H:\2000\00123\DWG\00123TC2.DWG - PLOT SCALE = 1:20



LOOP	SIZE	TURNS	MODE	DELAY	PHASE	REMARK	INHIBITED DELAY	LOCATION 1st FRONT CORNER	LOCATION 2nd FRONT CORNER
L-1	6X25	2	PRESENCE	5.0	ϕ8	STANDARD	ϕ8	60+93, 31' RT	60+99, 31' RT
L-2	6X25	2	PRESENCE	5.0	ϕ4	STANDARD	ϕ4	58+27.8, 31' LT	58+33.6, 29.5' LT
L-3	6X6	3	IMPULSE	-	-	STANDARD	-	59+59, 5' LT	59+59, 11' LT
L-4	6X6	3	IMPULSE	-	-	STANDARD	-	59+59, 12' RT	59+59, 18' RT

LOOP DETECTOR CHART

- P5: STA. 58+54, 38' RT
SIGNAL SUPPORT TYPE TC-12.30
DESIGN NO. 5, W/ DUAL MAST ARMS
ARM "A" - 31', DESIGN 4
ARM "B" - 31', DESIGN 4
- PB8: STA. 58+70, 38' RT (13"x24")
- PB7: STA. 59+59, 38' RT (13"x24")
- PB6: STA. 60+33, 36' RT (17"x30")
- CONTROLLER: STA. 60+38, 35' RT
- PB5: STA. 60+49, 34' RT (17"x30")
- P4: STA. 60+50, 37' RT
PEDESTAL, 8' TRANSFORMER BASE
W/PED SIGNAL HEADS & PUSHBUTTONS
- PB4: STA. 60+75, 56.5' RT (13"x24")
- PB3: STA. 61+05, 56.5' RT (13"x24")
- P3: STA. 61+23, 41' RT
SIGNAL SUPPORT TYPE TC-81.20
DESIGN NO. 3, 34' ARM
W/PED SIGNAL HEAD & PUSHBUTTON

NOTE: CONTRACTOR SHALL RECONNECT OR INSTALL NEW INTERCONNECT CABLE TO THE CONTROLLER, AS DIRECTED BY THE ENGINEER.

LEGEND

- SIGNAL HEAD
- CONFIRMATION LIGHT
- PREEMPT DETECTOR



REV. NO.	DESCRIPTION	DATE	BY	CHK'D.

**STATE ROUTE 84
 INTERIM WIDENING & RESURFACING
 IMPROVEMENTS**
 CITY OF MENTOR, LAKE COUNTY, OHIO

DATE:	AUGUST, 2000
DRAWN BY:	J.J.C./A.E.P.
CHECKED BY:	LM.H./A.E.P.
APPROVED BY:	C.C.H./LM.H.
F.B. No.	PG. --

SIGNALIZATION PLAN
S.R. 84 / STOCKBRIDGE DRIVE INTERSECTION
 &
S.R. 84 / STEEPLCHASE DRIVE INTERSECTION

SCALE	
HOR.	1" = 20'
VERT.	N.T.S.
CONTRACT No.	
00123	
SHEET No.	OF
69	74