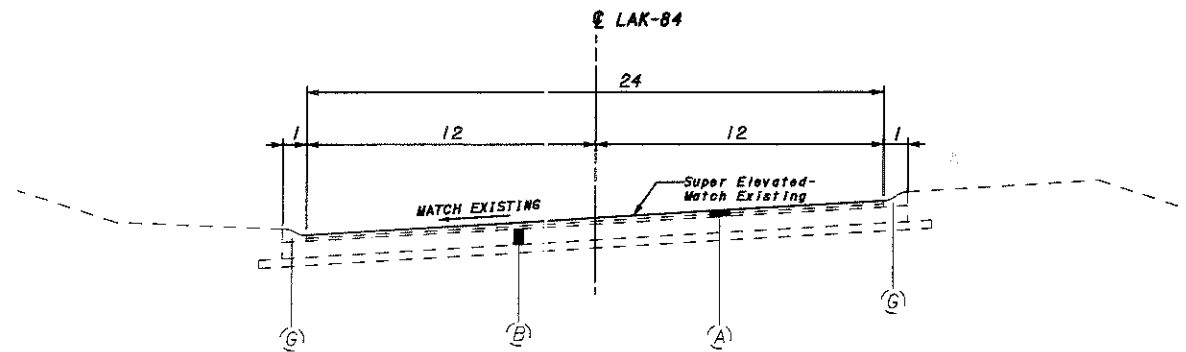
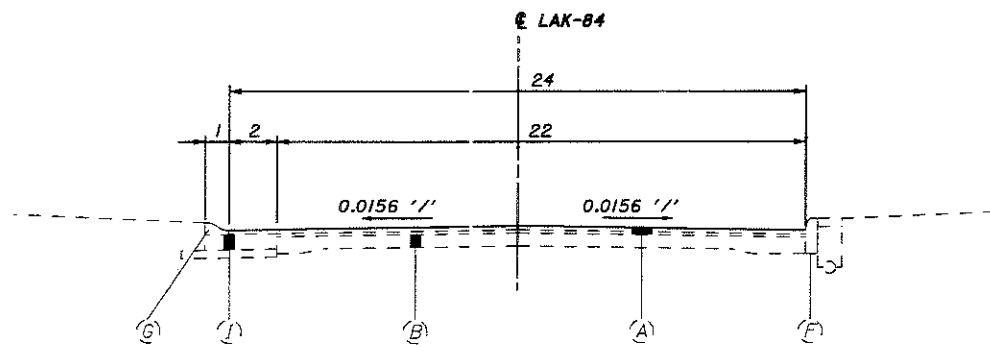


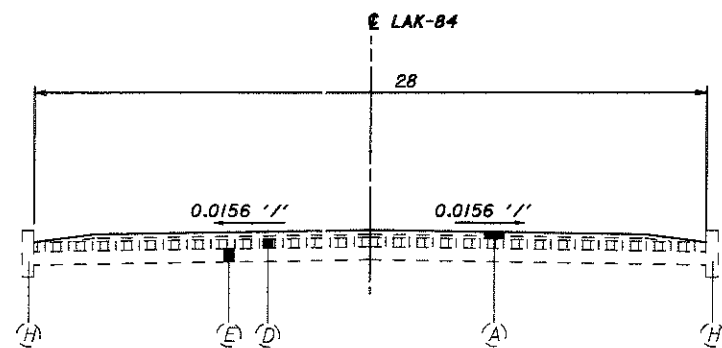
TYPICAL SECTION NO. 1: LAK-84
 STA. 101+92.09 TO STA. 108+00
 STA. 119+00 TO STA. 170+00
 STA. 178+00 TO STA. 185+50
 STA. 216+50 TO STA. 226+50



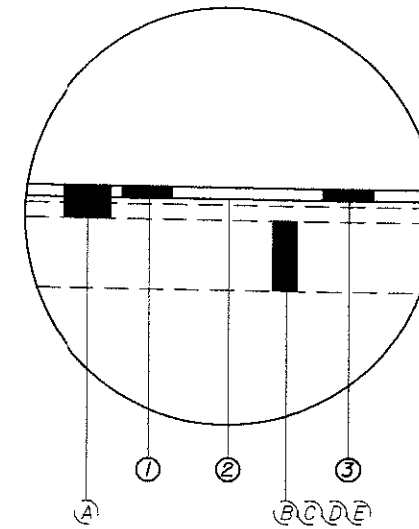
TYPICAL SECTION NO. 2: LAK-84
 STA. 108+00 TO STA. 118+76.42
 STA. 170+00 TO STA. 178+00
 STA. 11+00 TO STA. 19+00 (CURB LEFT SIDE ONLY)



TYPICAL SECTION NO. 3: LAK-84
 STA. 185+50 TO STA. 216+50



TYPICAL SECTION NO. 4: LAK-84
 STA. 226+50 TO STA. 238+13.77



OVERLAY DETAIL

PROPOSED LEGEND

- (1) ITEM 254 - PAVEMENT PLANING, BITUMINOUS (1-1/2")
- (2) ITEM 407 - TACK COAT
- (3) ITEM 448 - 1-1/2" ASPHALT CONCRETE SURFACE COURSE, TYPE 1, PG 76-22, AS PER PLAN

EXISTING LEGEND

- (A) ASPHALT OVERLAY
- (B) EXISTING CONCRETE PAVEMENT
- (C) AGGREGATE BASE COURSE
- (D) EXISTING BRICK PAVEMENT
- (E) EXISTING CONCRETE BASE COURSE
- (F) CURB AND GUTTER TYPE 2
- (G) CURB AND GUTTER TYPE 3-B
- (H) CURB AND GUTTER TYPE 6
- (I) ASPHALT CURB
- (J) AGGREGATE BASE COURSE