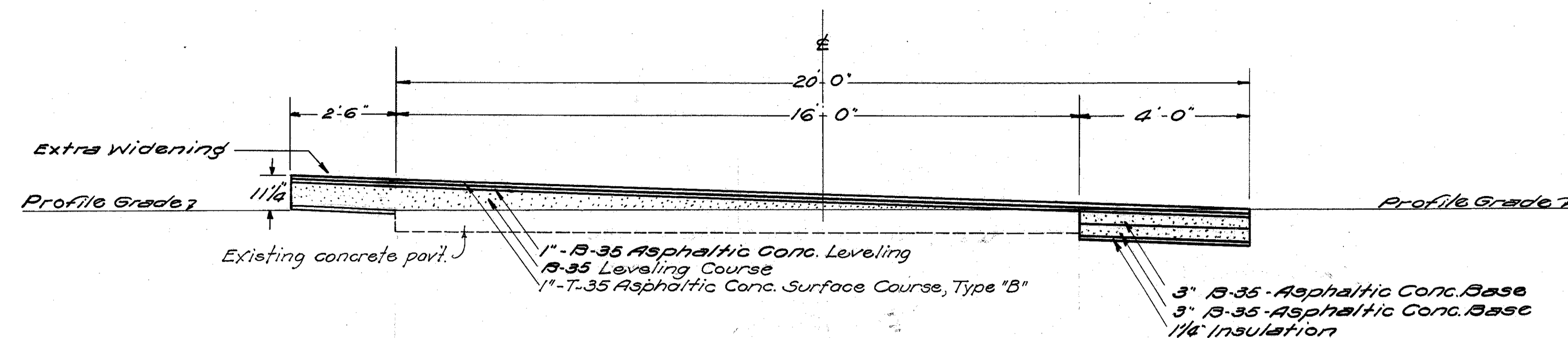


FED. RD. DIST. NO.	STATE	PROJECT	FISCAL YEAR
	OHIO		1939

3
5

S.H. 563 SEC. MADISON (PT.)
LAKE COUNTY
WICKLIFFE-ASHTABULA-EASTERN

SUPER-ELEVATION



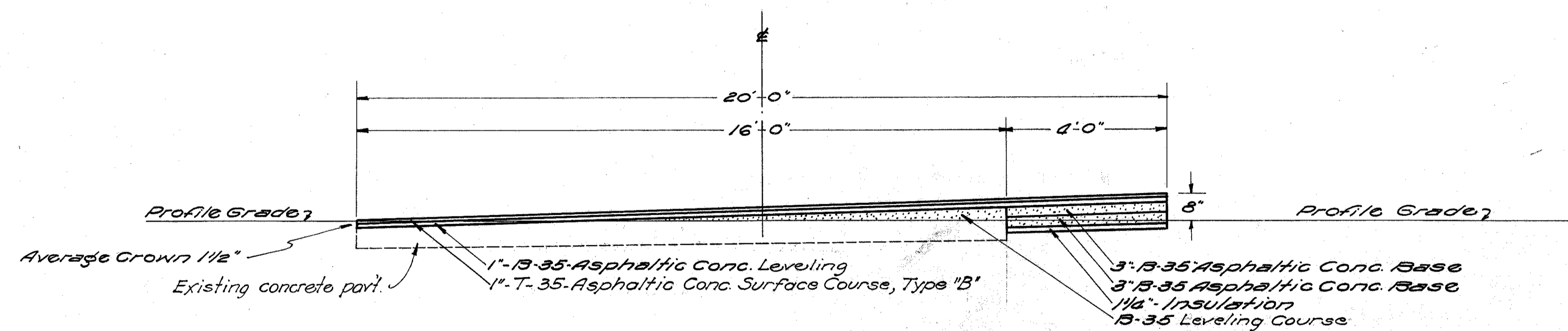

TYPICAL CROSS SECTION

PC Sta. 176+84.20 - PI Sta. 178+48.12 - PT Sta. 180+11.70

NET LENGTH SUPER-ELEVATION 327.50 FT.

Scale 1/2" = 1'-0"

Transition from Sta. 175+67.52 to Sta. 176+84.2
and from Sta. 180+11.7 to Sta. 181+61.7



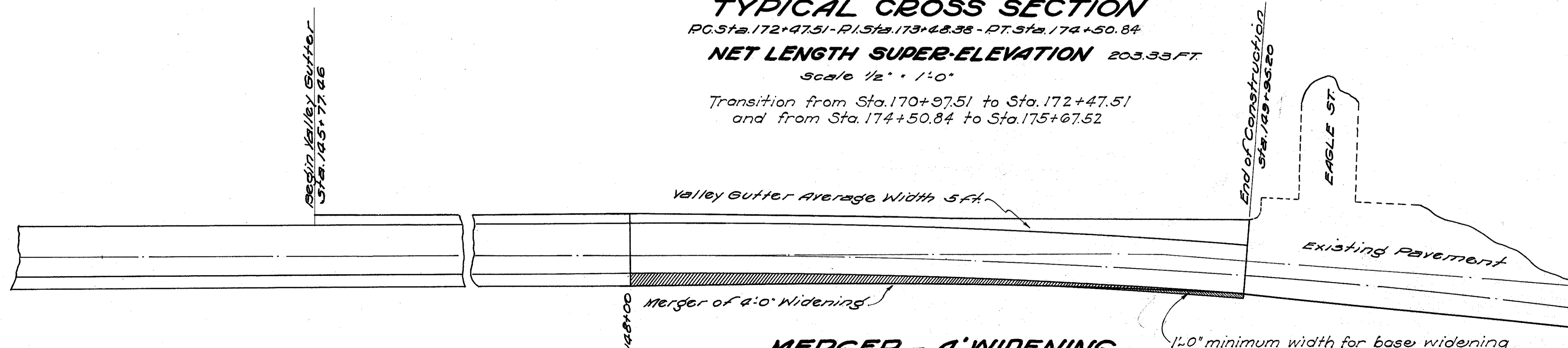
TYPICAL CROSS SECTION

PC Sta. 172+47.51 - PI Sta. 173+48.38 - PT Sta. 174+50.84

NET LENGTH SUPER-ELEVATION 203.33 FT.

Scale 1/2" = 1'-0"

Transition from Sta. 170+97.51 to Sta. 172+47.51
and from Sta. 174+50.84 to Sta. 175+67.52



MERGER - 4' WIDENING

Begin Merger Sta. 148+00.00

End Merger & Construction Sta. 149+35.20

Scale 1" = 20'-0"

NET LENGTH MERGER 195.20 FT.