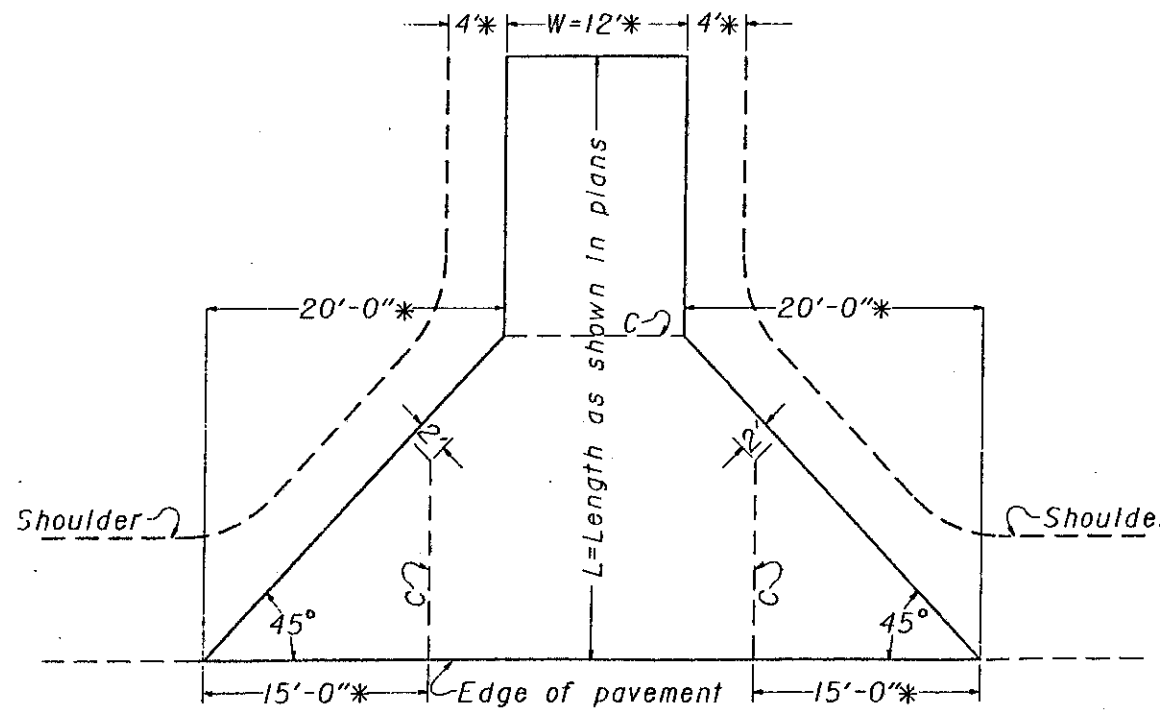


TYPE 1 DRIVEWAY



TYPE 2 DRIVEWAY

NOTES

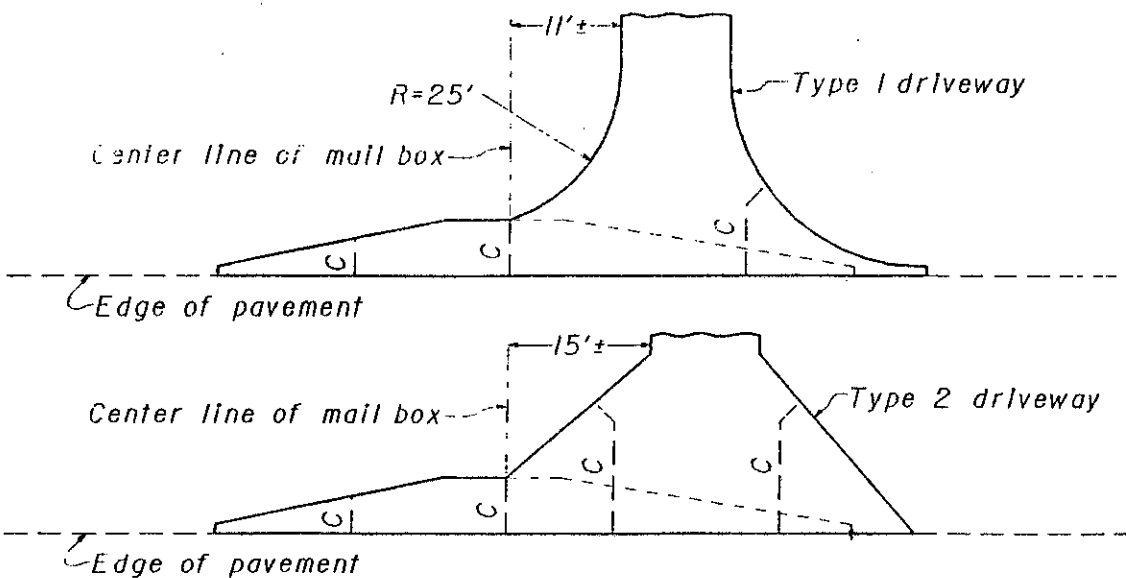
GENERAL: The design details shown hereon shall govern the construction of driveways unless otherwise shown in the project plans.

The pavement type and thickness shall be specified in the project plans.

Driveway and mail box approaches shall be combined when feasible.

JOINTS: Impressed joints for portland cement concrete driveways shall be 1/4" minimum width by 3" ± depth and shall be sealed with 705.04 or ASTM D 1850.

In addition to the joints shown hereon, impressed joints without tie bars shall be placed in portland cement concrete driveways at intervals not to exceed seventeen feet in the portion of the driveway back of the flare.

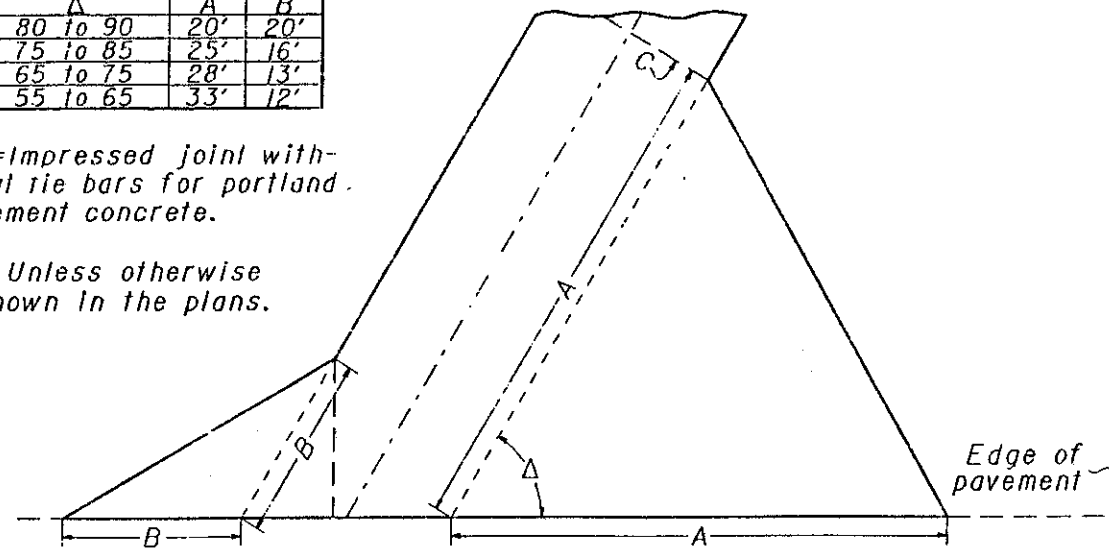


COMBINED DRIVEWAY & MAIL BOX APPROACH

A	A	B
80 to 90	20'	20'
75 to 85	25'	16'
65 to 75	28'	13'
55 to 65	33'	12'

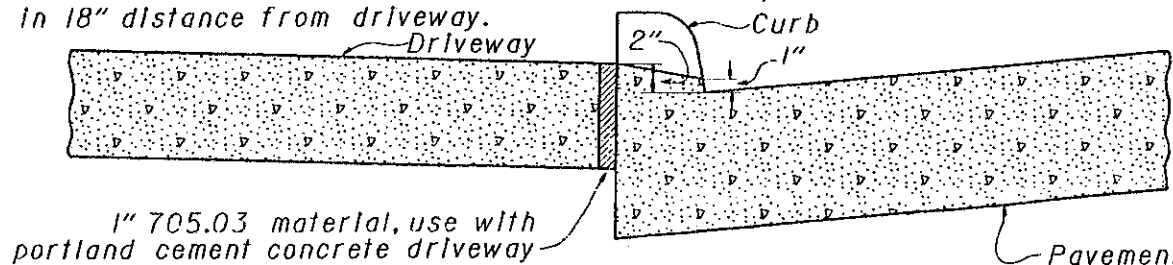
C=Impressed joint without tie bars for portland cement concrete.

* Unless otherwise shown in the plans.

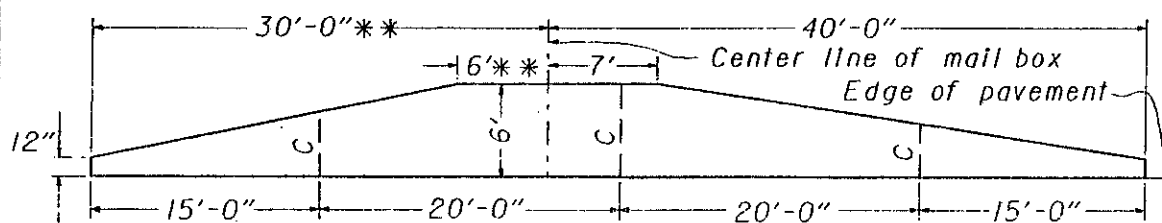


TYPE 2 SKEWED DRIVEWAY

Transition from standard curb section to drop curb section to be made in 18" distance from driveway.



DROP CURB DETAILS AT DRIVEWAYS



** Add 3 feet for each additional mail box

TYPICAL MAIL BOX APPROACH

BUREAU OF LOCATION AND DESIGN
OHIO DEPARTMENT OF TRANSPORTATION

DATE
2-21-92

DRIVEWAYS

STANDARD
CONSTRUCTION
DRAWING

BP-4.1

APPROVED *D.K. Hulman* ENGR., L & D