

G-19

STATE OF OHIO
DEPARTMENT OF HIGHWAYS

FED. RD. DIST. NO.	STATE	PROJECT	FISCAL YEAR
10	OHIO		1940
LAKE COUNTY			
S.H.No. 563		SEC. D(P.T.)	
S.R. 84 17.36 ±			

1
7

WICKLIFFE-A SHTABULA-EASTERN RD.

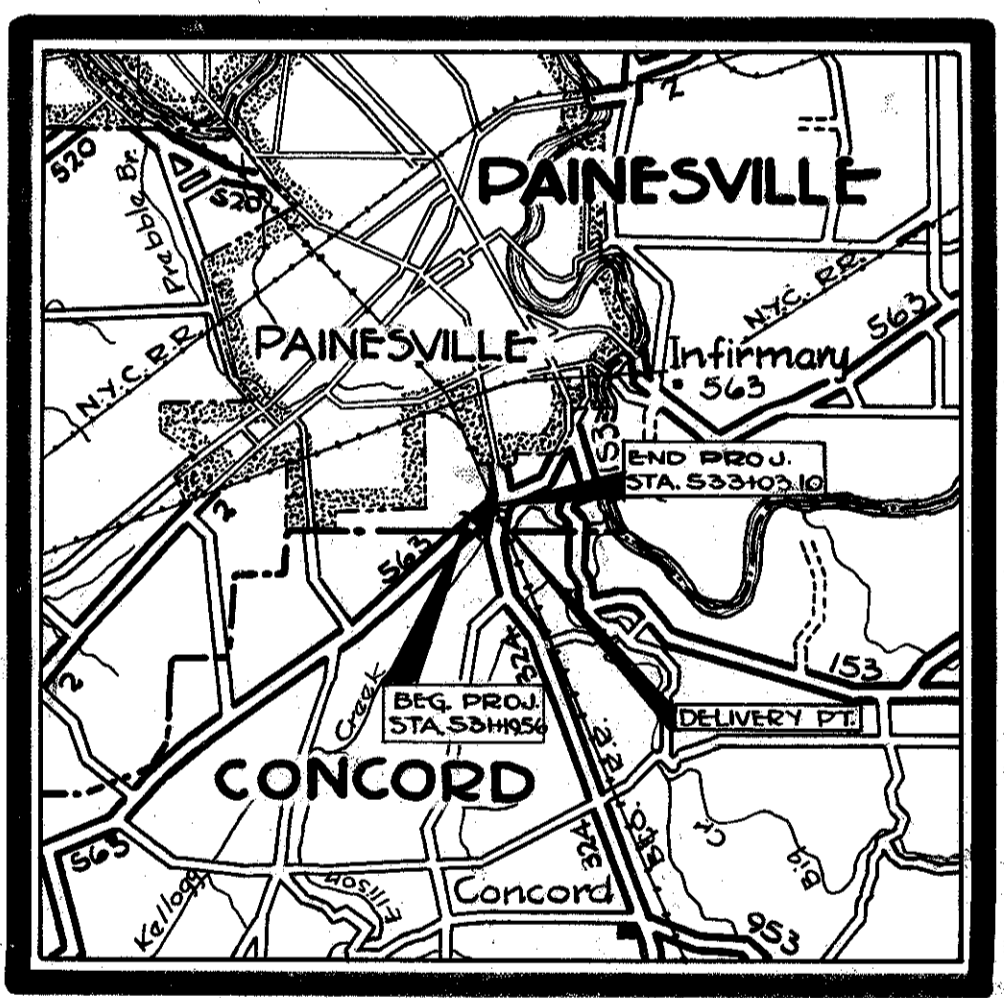
S.H. 563 SEC. D(P.T.)

LAKE COUNTY PAINESVILLE TOWNSHIP


NET LENGTH OF PROJECT: 183.54 F.T. OR 0.0348 M.I.

CONVENTIONAL SIGNS

- COUNTY LINE
- TOWNSHIP LINE
- CENTER LINE
- PROPERTY LINE
- CITY OR VILLAGE LINE
- x-x-x- FENCE LINE
- STEAM RAIL
- ⊕ ⊕ ⊕ POWER LINE
- GUARD RAIL
- NEW DRAIN PIPE
- OLD DRAIN PIPE



AVERAGE HAUL = 1/10 Miles



The Standard Specifications of the State of Ohio, Department of Highways, including changes and supplemental specifications listed in the proposal, shall govern this improvement.

I hereby approve these plans and declare that the making of this improvement will not require that the highway be closed to traffic and that provisions for the maintenance and safety of traffic will be as set forth on the plans and estimates.

The necessary right of way for this improvement will be provided by the State of Ohio.

Approved Paul R. Williams, P.E. 863
Date 8-1-40 Resident Division Deputy Director

Approved W. S. Hoague P.E. 25
Date 8-30-40 Chief Engineer, Location and Right of Way

Approved _____
Date _____ Chief Engineer, Bureau of Maintenance

Approved W. S. Hindman P.E. 2629
Date 8/9/40 Chief Engineer, Bureau of Bridges and Railroad Crossings

Approved W. S. Hoague
Date 8-30-40 First Assistant Director and Chief Engineer

Approved Paul R. Williams
Date 8-30-40 Director of Highways.


LINE DATA

BEGIN PROJECT 531+19.56
 END PROJECT 533+03.10
 DEDUCTIONS NONE
 NET LENGTH 183.54 Lin. Ft.
 = 0.034 Miles

INDEX OF SHEETS

TITLE _____ Sheet No. 1
 SITE PLAN _____ " 2 & 4
 SUMMARY (GEN. PLAN & ELEV.) _____ " 3
 PLAN _____ " 4 to 7

LOCATION PLAN



- PORTION TO BE IMPROVED
- STATE HIGHWAYS
- COUNTY ROADS

SCALES

- 1"=50' PLAN
- 1"=5' VERTICAL PROFILE
- 1"=50' HORIZONTAL PROFILE
- 1"=5' CROSS SECTIONS

SUPPLEMENTAL PRINTS OF STANDARD CONSTRUCTION DRAWINGS			
Drawing No.	Date	Drawing No.	Date
A5-35	3-8-39		
G-7.07	10-33		
I-8 C.B. 1-2 & 2-2	11-24-39		
I-1, 2, 3, 4 & 5	3-1-39		

SUPPLEMENTAL SPECIFICATIONS			
Item No.	Date	Item No.	Date
125	5-9-40		

CONSTRUCTION BUREAU
 APR 11 1955
 GROUND PHOTOLAB

000821
TITLE SHEET