

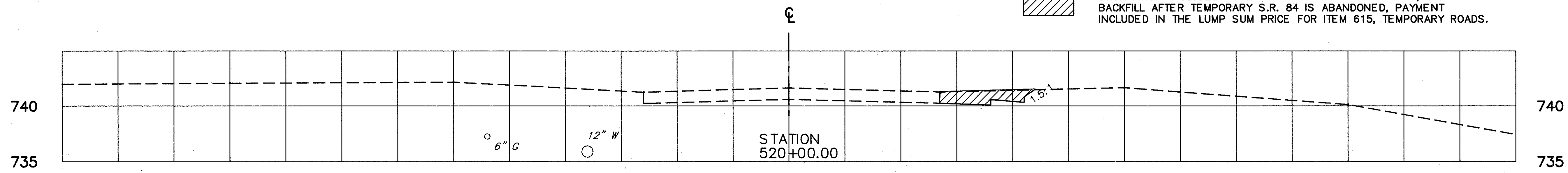
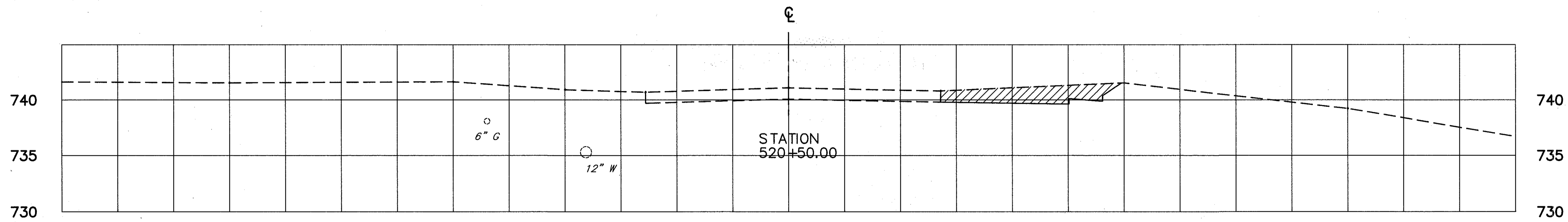
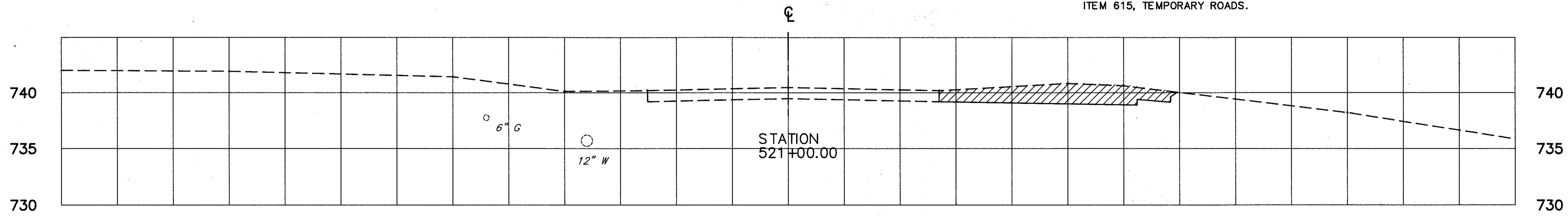
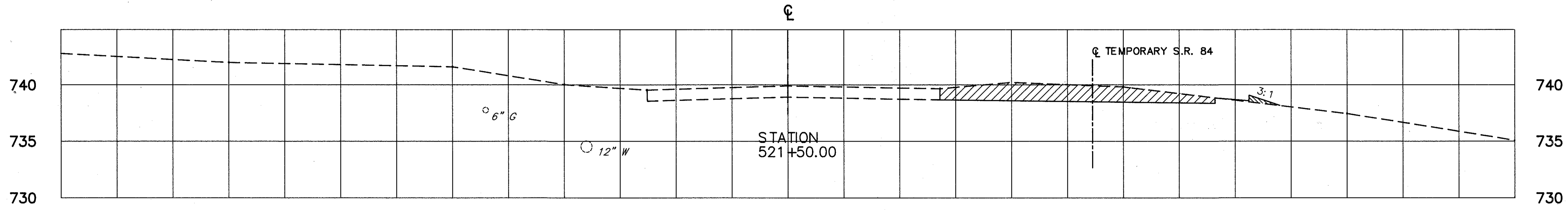
-0+65 -0+60 -0+55 -0+50 -0+45 -0+40 -0+35 -0+30 -0+25 -0+20 -0+15 -0+10 -0+05 0+00 0+05 0+10 0+15 0+20 0+25 0+30 0+35 0+40 0+45 0+50 0+55

CALC. BY CCH
DATE 4/5/90
CHKD. BY BDB
DATE 4/12/90

LAK 84 - 17.20

OHIO
FHWA REGION 5

19
53



END STA.	AREA		VOLUME	
	CUT	FILL	CUT	FILL

-0+65 -0+60 -0+55 -0+50 -0+45 -0+40 -0+35 -0+30 -0+25 -0+20 -0+15 -0+10 -0+05 0+00 0+05 0+10 0+15 0+20 0+25 0+30 0+35 0+40 0+45 0+50 0+55 0+60 0+65