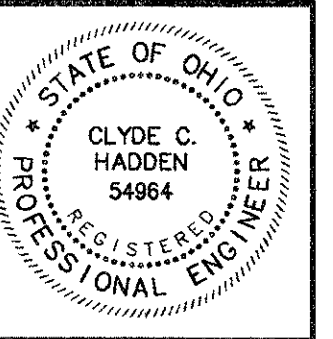
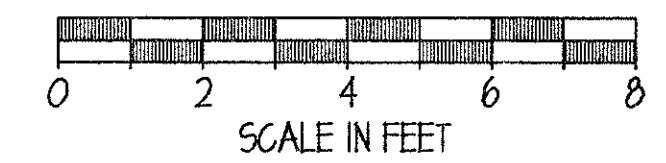


NOTE: TYPICAL SECTIONS ARE INTENDED TO SHOW GENERAL ROADWAY AND PAVEMENT FEATURES ONLY. FOR FURTHER DETAILS SEE PLAN VIEWS, PROFILES AND INTERSECTION DETAILS.



SUBMISSIONS / REVISIONS

VINE STREET (S.R. 640) ROADWAY WIDENING IMPROVEMENTS
CITIES OF WILLOWICK & EASTLAKE, LAKE COUNTY, OHIO
TYPICAL SECTIONS

CT Consultants, Inc.
Engineers • Architects • Planners
Willoughby • Mentor • Columbus • North Canton • Youngstown

DATE: NOVEMBER, 1999

DRAWN BY: J.J.C.

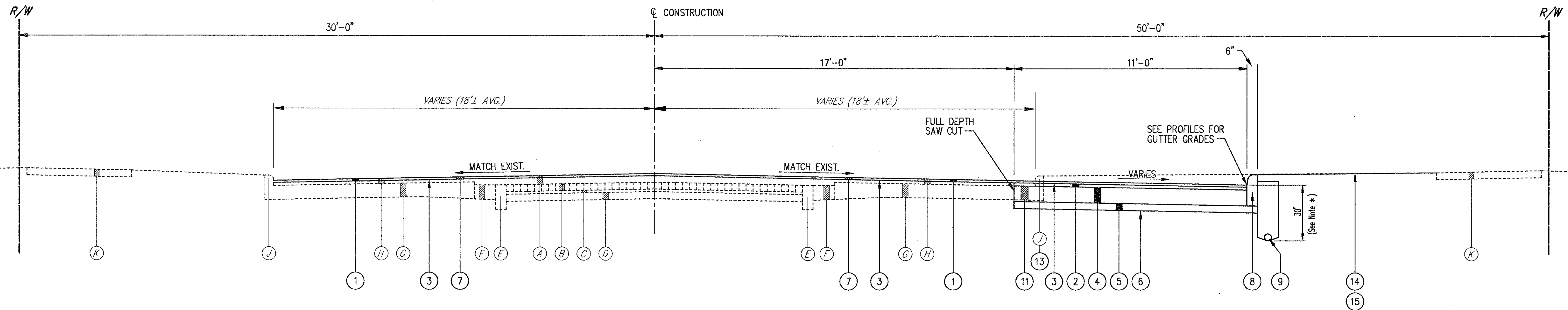
CHECKED BY: C.C.H.

APPROVED BY: _____

SCALE:
HOR: 3/8" = 1'-0"
VERT: 3/8" = 1'-0"

CONTRACT NO.
9840624

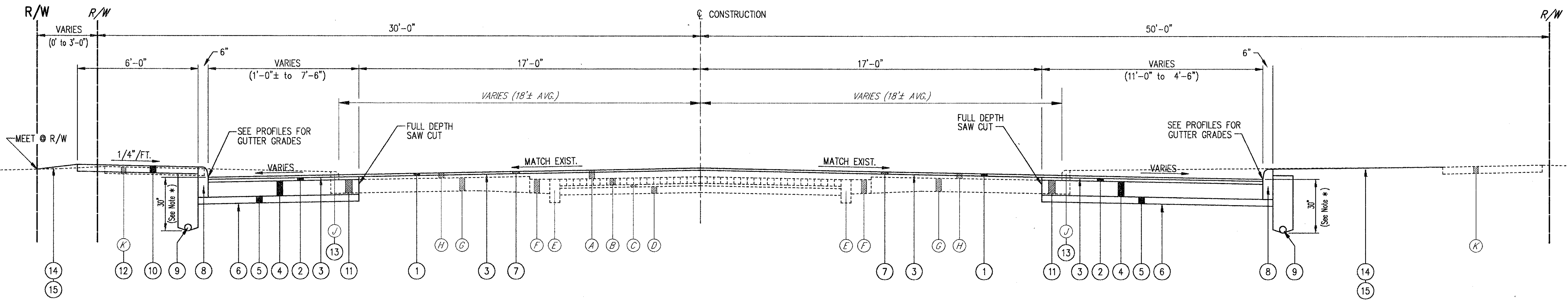
SHEET NO. OF
6 52



TYPICAL SECTION
Sta. 38+70 to Sta. 43+00

NOTE: PAVEMENT WIDENING SECTION BEGINS AT STA. 39+36.25

* NOTE: DEPTH OF UNDERDRAIN MAY VARY AS REQUIRED IN ORDER TO MAINTAIN POSITIVE DRAINAGE TO EXISTING STORM SEWER STRUCTURES.



TYPICAL SECTION
Sta. 43+00 to Sta. 44+50

PROPOSED LEGEND

- | | |
|--|---|
| ① ITEM 404 - 1-1/2" ASPHALT CONCRETE | ⑨ ITEM 605 - 4" SHALLOW PIPE UNDERDRAIN |
| ② ITEM 402 - 1-3/4" ASPHALT CONCRETE | ⑩ ITEM 608 - 4" CONCRETE WALK |
| ③ ITEM 407 - TACK COAT (@ 0.10 GALS./S.Y.) | ⑪ ITEM 202 - PAVEMENT REMOVED |
| ④ ITEM 301 - 9" BITUMINOUS AGGREGATE BASE | ⑫ ITEM 202 - WALK REMOVED |
| ⑤ ITEM 304 - 4" AGGREGATE BASE | ⑬ ITEM 202 - CURB REMOVED |
| ⑥ ITEM 203 - SUBGRADE COMPACTION | ⑭ ITEM SPEC. - RESTORATION (SEEDING & MULCHING) |
| ⑦ ITEM 254 - PAVEMENT PLANING, BITUMINOUS (1-1/4" DEPTH) | ⑮ ITEM 203 - LINEAR GRADING, AS PER PLAN |
| ⑧ ITEM 609 - CURB, TYPE 6 | |

EXISTING LEGEND

- | | |
|---|--|
| Ⓐ EXISTING ASPHALT CONCRETE (VARIABLE DEPTH 4" TO 7") | Ⓔ EXISTING REINFORCED CONCRETE PAVEMENT (VARIABLE DEPTH 8" TO 10") |
| Ⓑ EXISTING 4" BRICK | Ⓕ EXISTING ASPHALT CONCRETE (VARIABLE DEPTH 2" TO 3") |
| Ⓒ EXISTING 1-1/2" SAND | Ⓖ EXISTING CONCRETE CURB |
| Ⓓ EXISTING CONCRETE SUBBASE | Ⓚ EXISTING 4" CONCRETE WALK |
| Ⓔ EXISTING 6" x 16" CONCRETE CURB | |
| Ⓕ EXISTING 8" CONCRETE PAVEMENT | |

COPYRIGHT - DATE: 10-25-99 08:30 CT CONSULTANTS INC. H:\1998\9840624\DWG\9840624.DWG (SHEET) PLOT: 11-32