

NOTES

SURFACE TEXTURE: Texture of concrete surfaces shall be obtained by coarse brooming transverse to the ramp slopes and shall be rougher than adjacent walk.

TRUNCATED DOMES: Install detectable warnings (truncated domes) for a distance of 24" [610] from the back of the curb for the entire width of the ramp opening as shown on details on Sheet 1.

Pavers will meet ASTM C 902 Class SX, Type I, or C 936, or C 1272 Type R.

Acceptable manufacturers and products are:

- Whitacre-Greer Fireproofing Company, 1400 S. Mahoning Ave, Alliance, OH, 44601, ADA Paver, 4"x8"x2-1/4", Clear Red (Rustic) #30.
- Hanover Architectural Products, 240 Bender Rd., Hanover, PA. 17331, Detectable Warning Paver, 4"x8"x2", Red or Quarry Red.
- Endicott Clay Products, PO Box 17, Fairbury, NE, 68352, Handicap Detectable Warning Paver, 4"x8"x2-1/4", Red Blend.

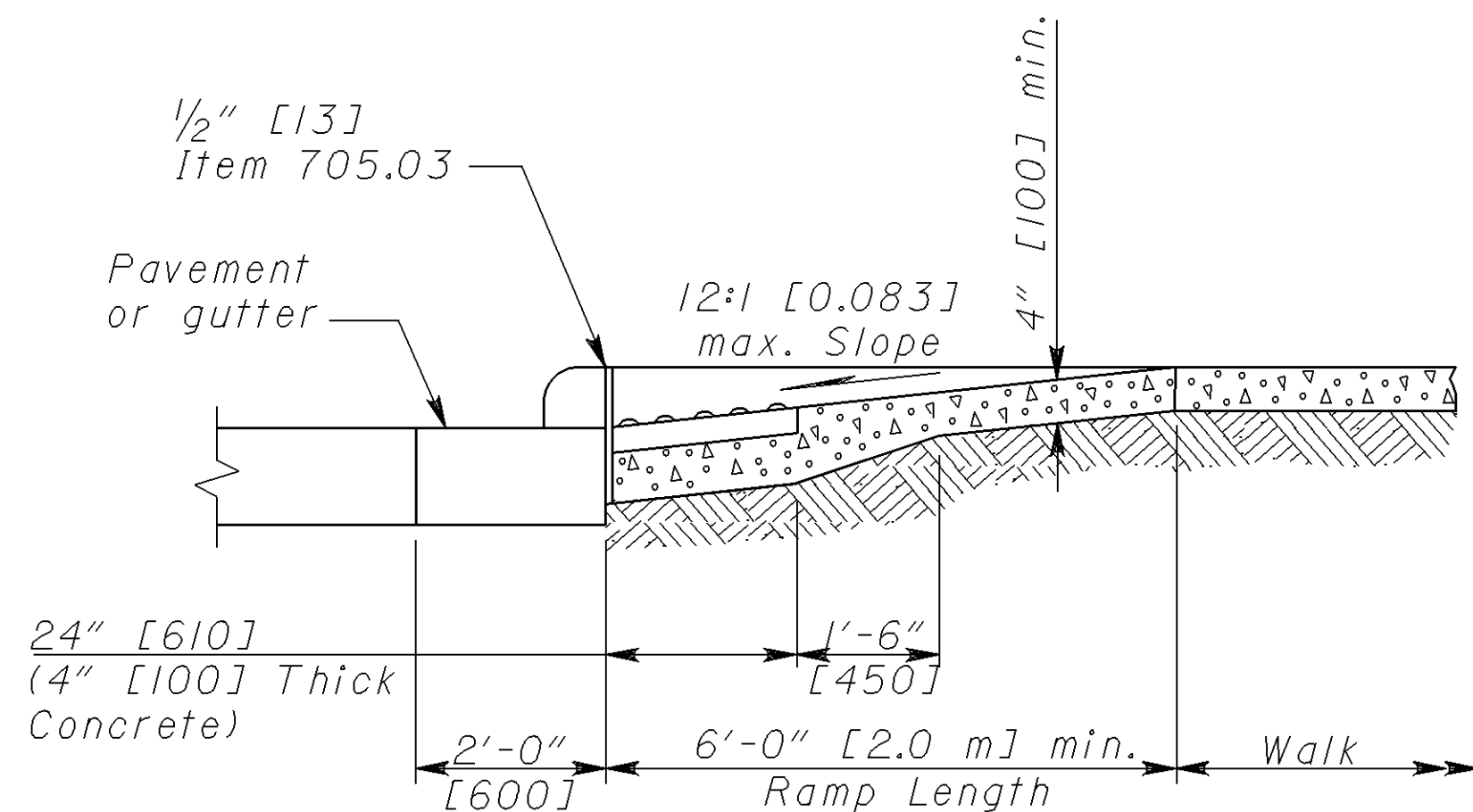
Pavers will be laid on top of a 4" [100] unreinforced concrete base. Setting bed and joints to be mortared in accordance with manufacturer's instruction, or with a maximum 1/2" [13] thick bed of latex modified cement mortar. Mortar joints to a width not greater than 5/32" [4] and not less than 1/16" [1.5]. Pavers shall not be directly touching each other unless they have spacing bars.

Mortared joints are to be flush with top surface and struck so as to give a smooth surface. Pavers shall be laid such that joints are level with adjoining joints so as to provide a smooth transition from brick to brick and brick to concrete surface.

The surface of any two adjacent units should not differ by more than 1/8" [3] in height. Bricks shall be placed in a running bond pattern. Face of all brick shall be clean of cement and protected so as to avoid chipping during construction.

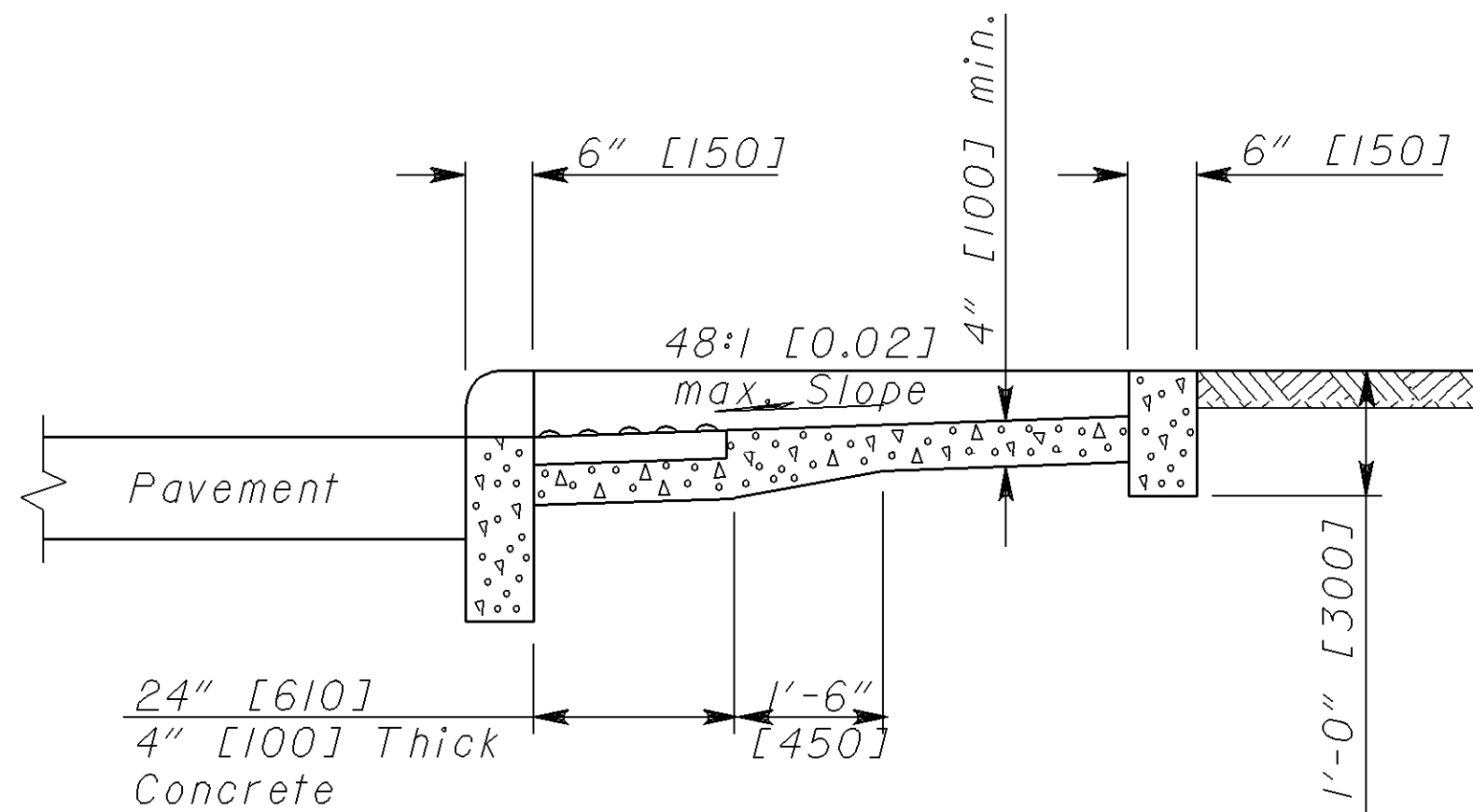
EXPANSION JOINTS: shall be provided in the curb ramp as extensions of walk joints and consistent with Item 608.03 requirements for a new concrete walk. A 1/2" [13] Item 705.03 expansion joint filler shall be provided around the edge of ramps built in existing concrete walk. Lines shown on this drawing indicate the ramp edge and slope changes and are not necessarily joint lines.

PAYMENT: Walk and curb, Items 608 and 609, shall be measured through the curb ramp area paid for under their respective Items. Item 608 - Curb Ramp, As Per Plan, Each constructed in new curb and walk shall include the cost of any additional materials and installation (including truncated domes), grading, forming and finishing. Item 608 - Curb Ramp, As Per Plan, Square Foot [Meter], constructed in existing curb and walk shall include the cost of furnishing and installing all materials (including truncated domes), grading, forming, and finishing of the curb and walk of the curb ramp. Removal of existing curb and walk shall be paid for under Item 202.



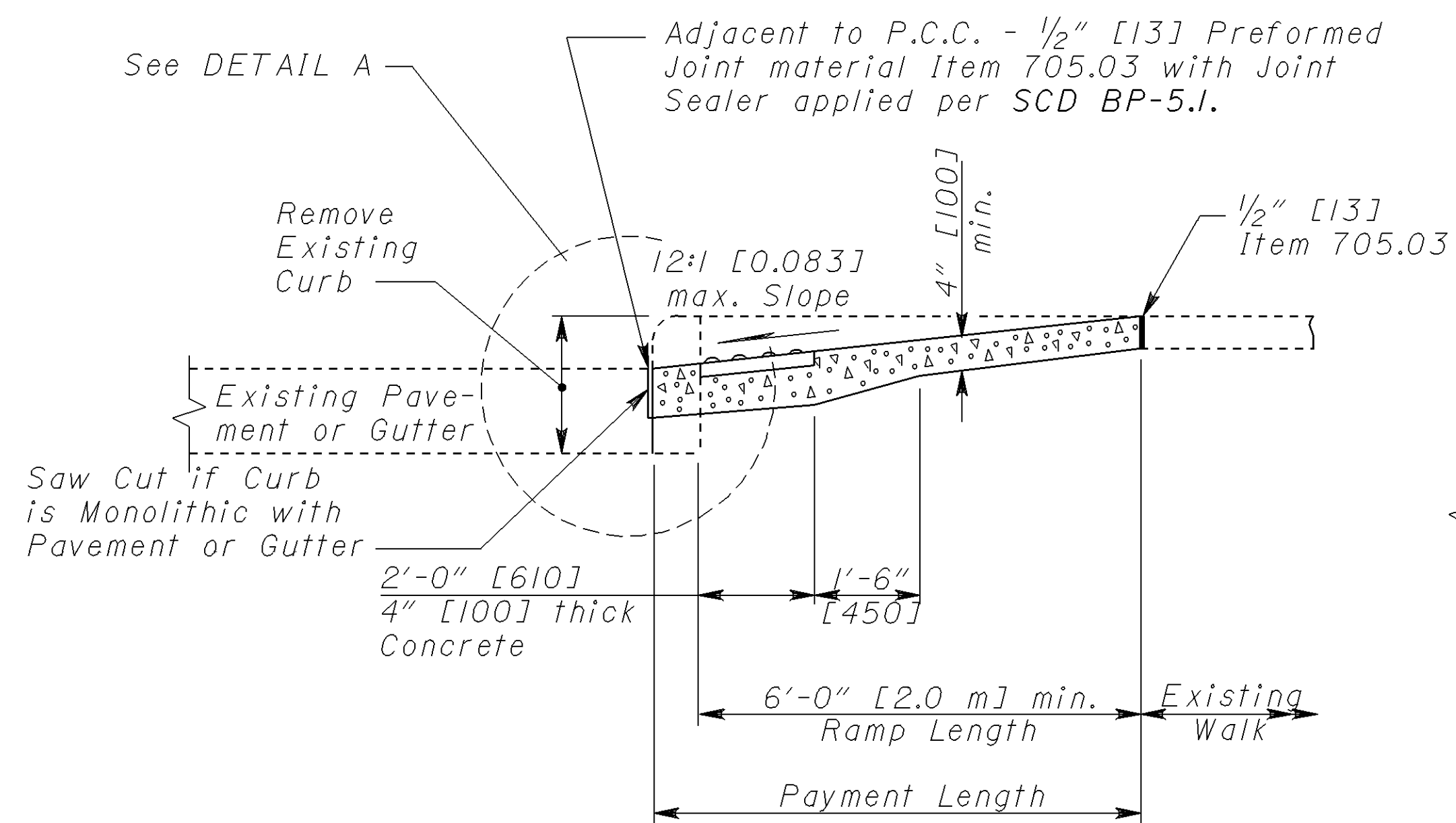
**SECTION A-A
NORMAL DETAIL**

See Sheet 1 of 3.
(Gutter shown)



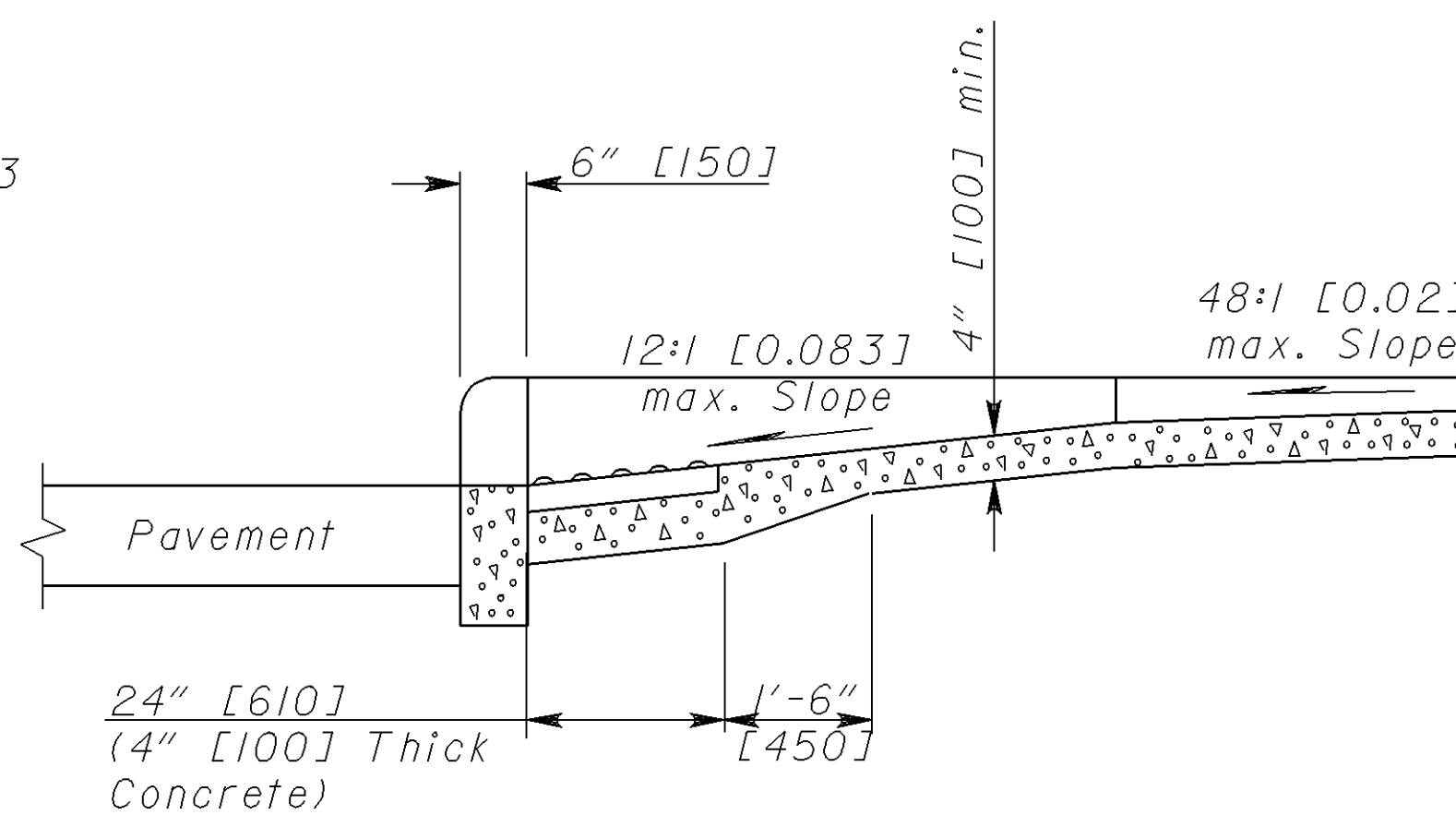
SECTION B-B

See Sheet 1 of 3.



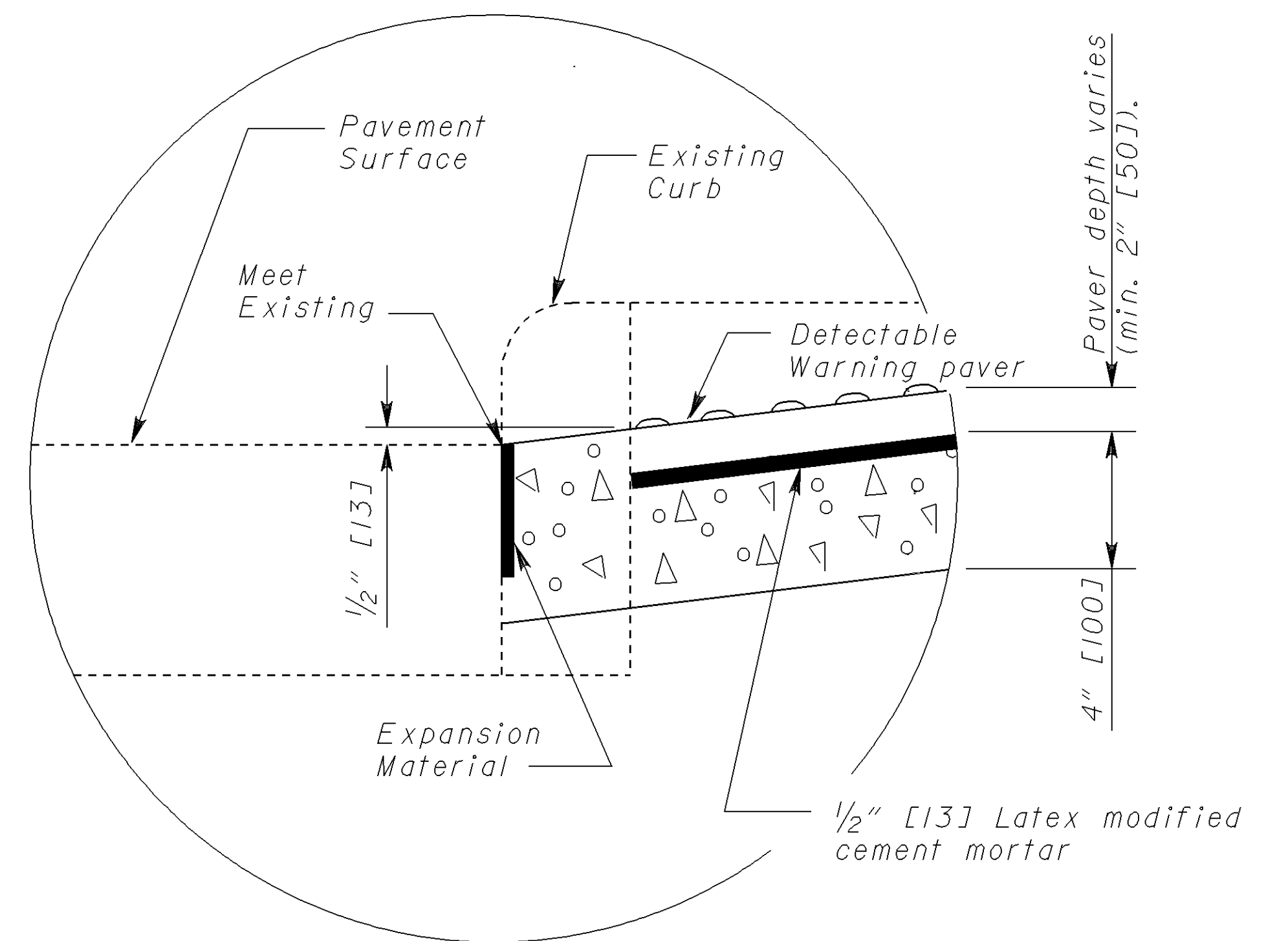
**SECTION A-A
EXISTING WALK DETAIL**

See Sheet 1 of 3.



SECTION C-C

See Sheet 1 of 3.



DETAIL A