

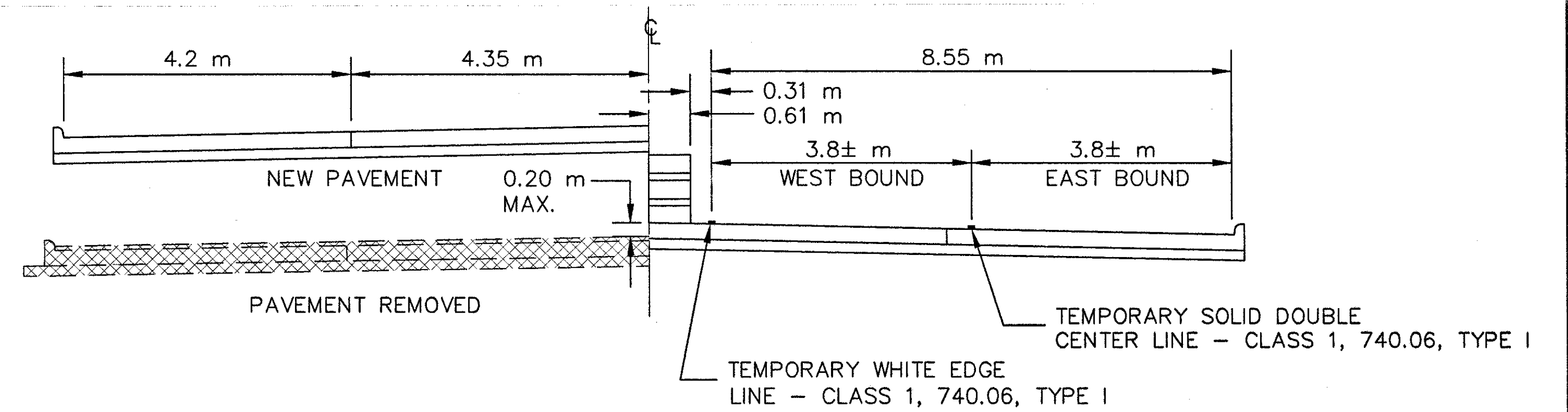
SEQUENCE OF CONSTRUCTION – SECTION 2 PHASE 2

STA. 3+539.34 TO 4+258.50

- THE CONTRACTOR SHALL PREPARE THE COMPLETED EAST BOUND LANES OF STATE ROUTE 640 (VINE ST.) FOR SINGLE LANE, TWO WAY TRAFFIC IN ACCORDANCE WITH THIS PLAN. ALL TRAFFIC WORK NOT OTHERWISE NOTED SHALL CONFORM TO THE OHIO MANUAL OF UNIFORM TRAFFIC CONTROL DEVICES.
- TWO WAY TRAFFIC SHALL BE MAINTAINED ON THE SOUTH SIDE OF STATE ROUTE 640 (VINE ST.).
- THE CONTRACTOR SHALL REMOVE THE CONCRETE PAVEMENT AND THE REMAINDER OF THE MEDIAN, DO ALL ABOVE GROUND AND UNDERGROUND UTILITY WORK, AND REPLACE THE PAVEMENT ON THE NORTH SIDE OF THE ROAD. CASTINGS ARE TO BE BOXED OUT AND SET TO GRADE AS SOON AS POSSIBLE.
- TEMPORARY PAVEMENT RAMPS SHALL BE INSTALLED AND PORTIONS OF THE MEDIAN REMOVED IN ACCORDANCE WITH THESE PLANS TO ALLOW FOR ALL ENTRANCE AND EXIT RAMPS FOR STATE ROUTE 2 TO REMAIN OPEN.
- RAMP #13 SHALL BE DONE IN TWO PHASES TO MAINTAIN ACCESS TO STATE ROUTE 2 EAST BOUND.
- THE CONTRACTOR SHALL REMOVE AND REPLACE ALL SIDE STREET INTERSECTIONS, EVEN IF DESIGNATED TO BE CLOSED, IN PHASES TO ALLOW FOR EMERGENCY ACCESS.
- ALL BUSINESSES, CHURCHES, AND OFFICES WITH TWO (2) DRIVES SHALL HAVE ACCESS TO ONE (1) DRIVE AT ALL TIMES. ALL TWO-LANE DRIVEWAYS SHALL BE DONE IN PHASES SO THAT INGRESS AND EGRESS CAN BE MAINTAINED DURING CONSTRUCTION.
- ALL DRIVES AND SIDEWALKS SHALL BE INSTALLED AS SOON AS POSSIBLE.

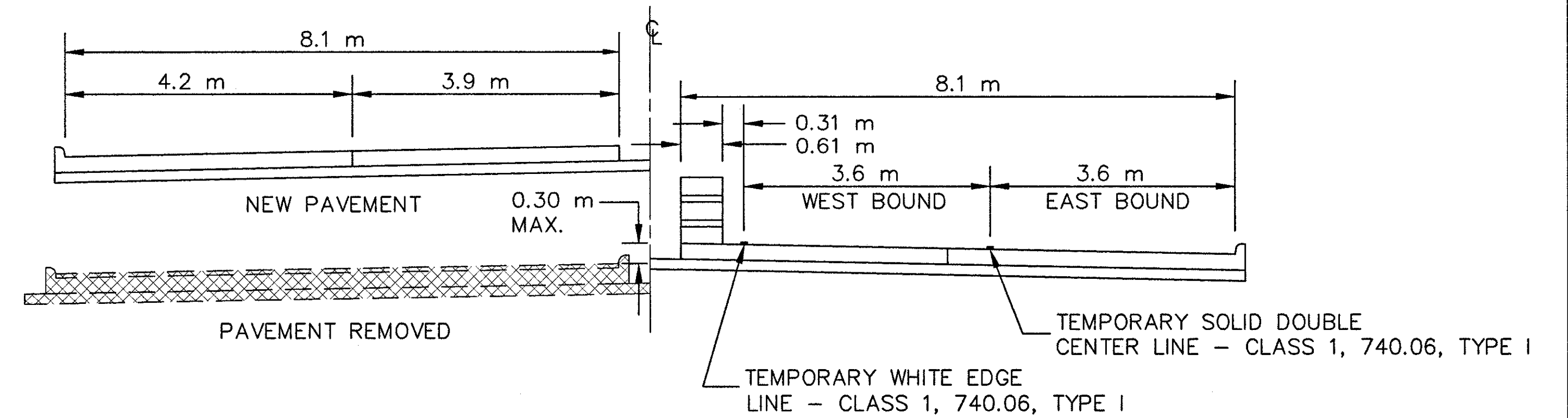
SEQUENCE OF CONSTRUCTION – SECTION 2 PHASE 2A

- UPON COMPLETION OF PHASE 2, THE CONTRACTOR SHALL MAINTAIN SINGLE LANE, TWO WAY TRAFFIC ALONG THE SOUTH TWO LANES OF STATE ROUTE 640 (VINE ST.). ALL TRAFFIC WORK NOT OTHERWISE NOTED SHALL CONFORM TO THE OHIO MANUAL OF UNIFORM TRAFFIC CONTROL DEVICES.
- THE CONTRACTOR SHALL FORM AND POUR THE SOLID CONCRETE MEDIAN SECTIONS WITH ACCESS ALONG THE NORTHERN LANES.
- ALL CASTINGS ARE TO BE BOXED OUT AND SET TO GRADE AS SOON AS POSSIBLE.



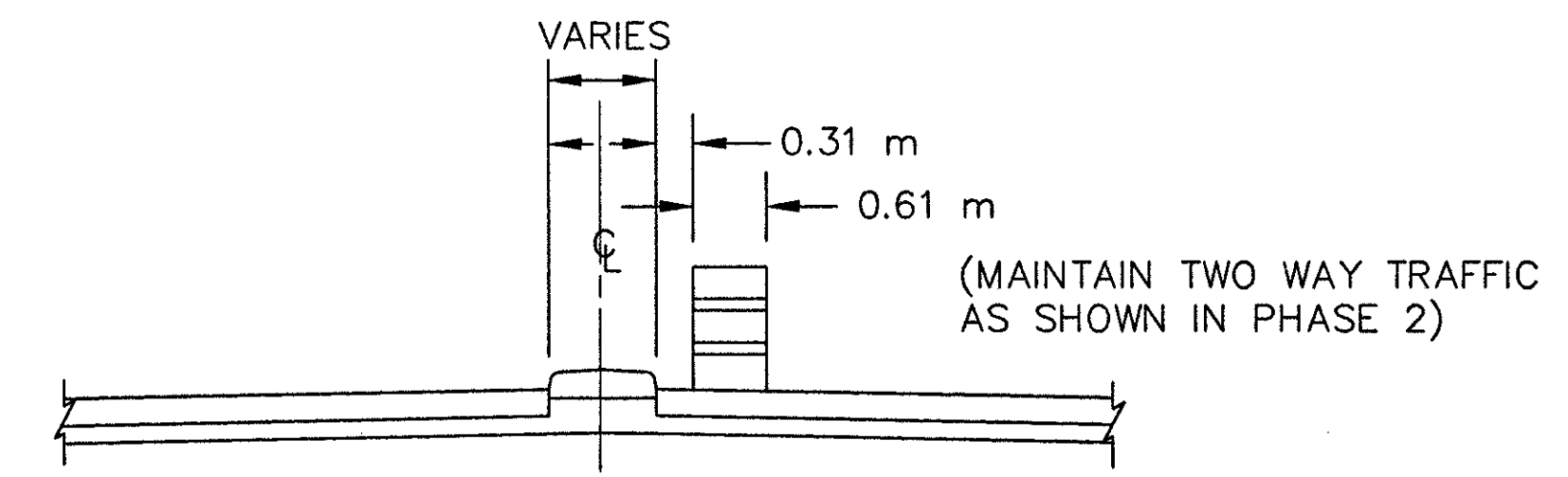
SECTION 2 PHASE 2

STA. 3+539.34 TO STA. 3+712.47



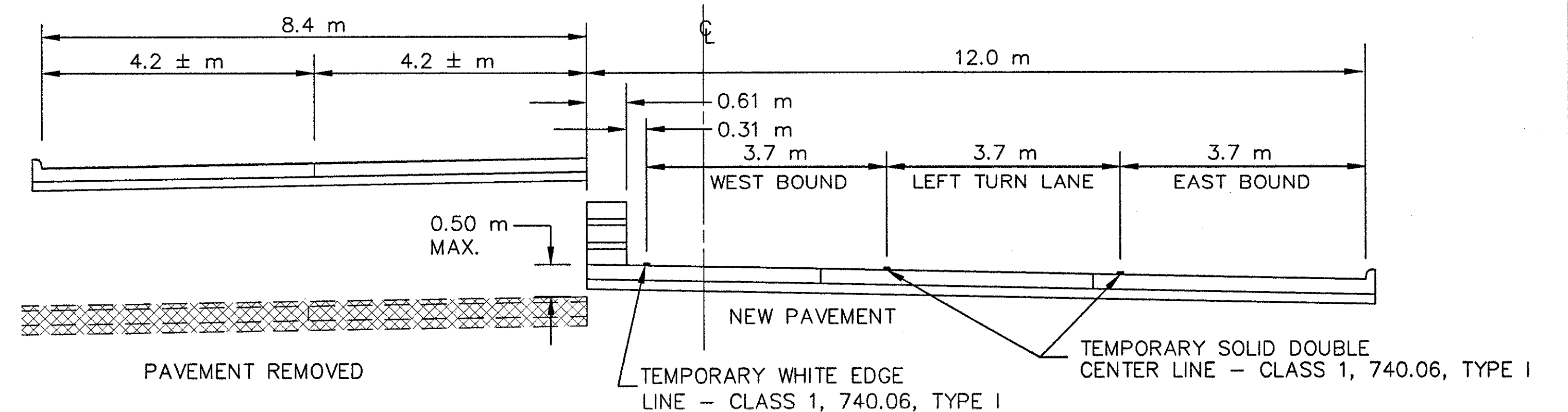
SECTION 2 PHASE 2

STA. 3+712.47 TO STA. 4+015.15



**SECTION 2 PHASE 2A
(MEDIAN)**

STA. 3+712.47 TO STA. 4+015.15
STA. 4+236.73 TO STA. 4+258.50



SECTION 2 PHASE 2

STA. 4+015.15 TO STA. 4+236.73

CALC. BY: 1.0
CHECKED BY: 1.0
HORIZONTAL SCALE IN METERS

SEQUENCE OF CONSTRUCTION
TYPICAL SECTIONS – SECTION 2

LAK-640-3.444