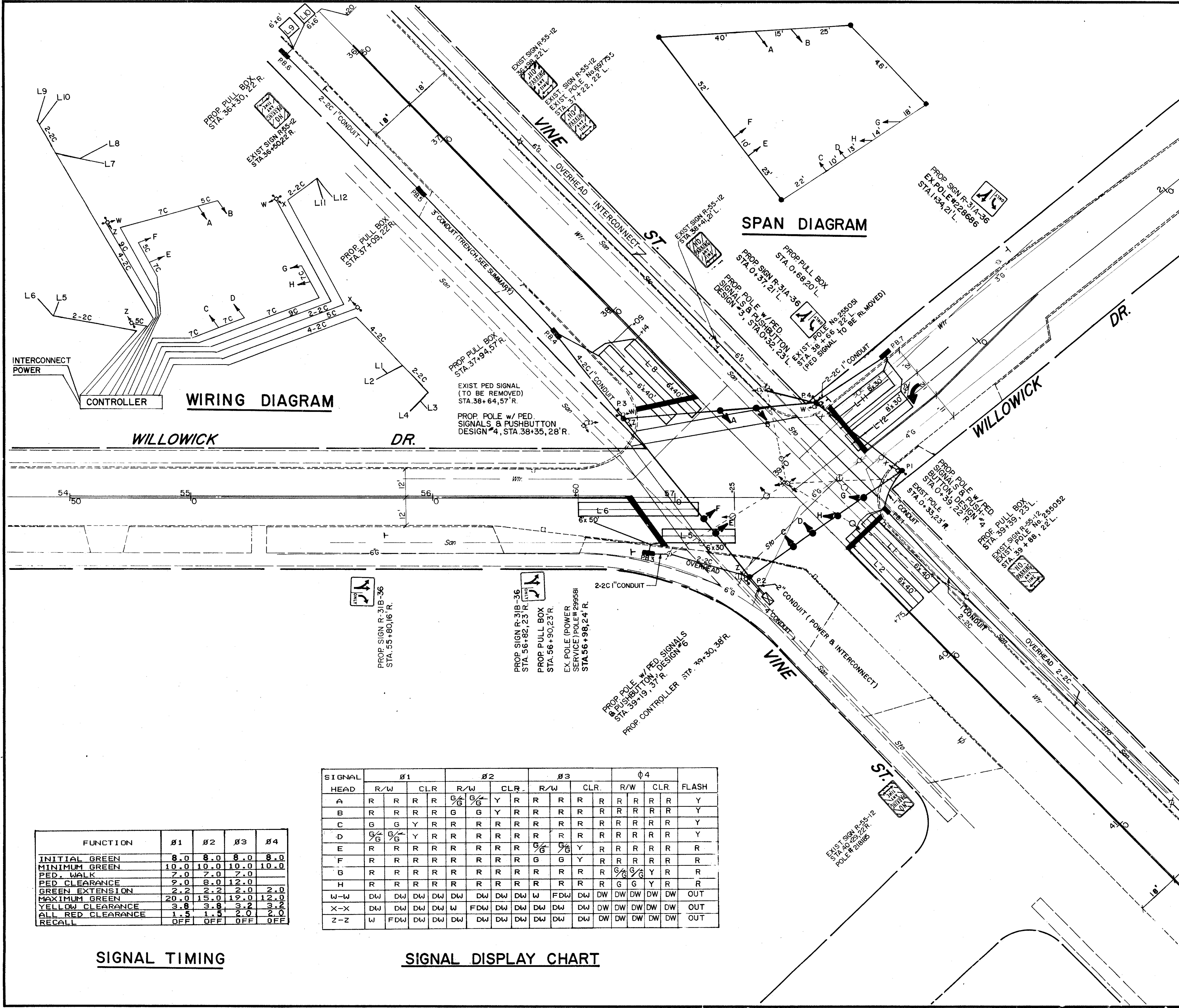
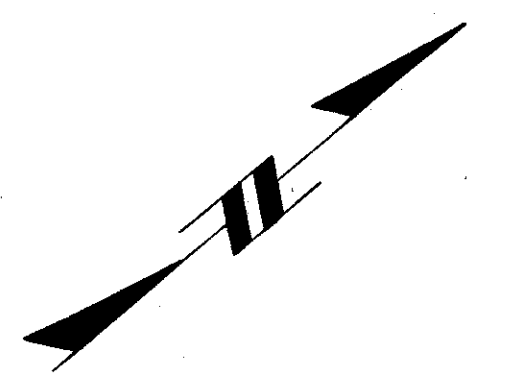
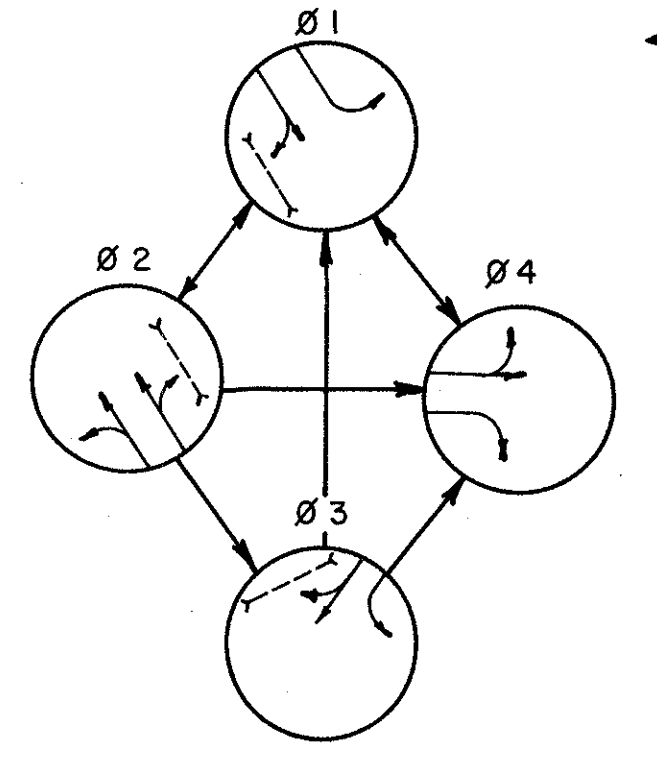


LAKE COUNTY
LAK-283/640-0.23/0.00



SPAN DIAGRAM

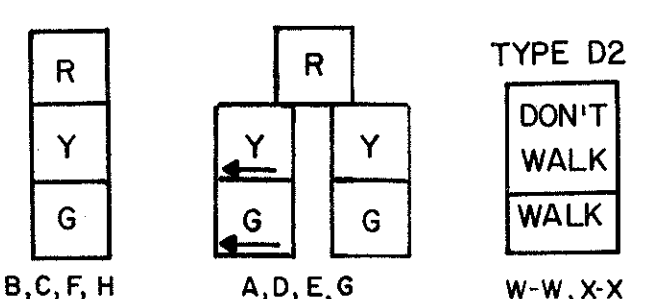


PHASING DIAGRAM

Loop	Size	Number of Turns	Mode	Delay (Sec.)	Remarks
L 1	6' x 40'	2 - 4 - 2	PRESENCE	5	
L 2	6' x 40'	2 - 4 - 2	PRESENCE	5	
L 3	6' x 6'	3	PULSE		EXTEND 2.2
L 4	6' x 6'	3	PULSE		EXTEND 2.2
L 5	6' x 30'	2 - 4 - 2	PRESENCE	5	
L 6	6' x 50'	2 - 4 - 2	PRESENCE	5	
L 7	6' x 40'	2 - 4 - 2	PRESENCE	5	
L 8	6' x 40'	2 - 4 - 2	PRESENCE	5	
L 9	6' x 6'	3	PULSE		EXTEND 2.2
L 10	6' x 6'	3	PULSE		EXTEND 2.2
L 11	6' x 30'	2 - 4 - 2	PRESENCE	5	
L 12	6' x 30'	2 - 4 - 2	PRESENCE	5	

LOOP CHART

NOTE: SIGNALS C, D, G, H TO HAVE TUNNEL VISORS



12" SIGNAL HEADS

FUNCTION	Ø1	Ø2	Ø3	Ø4
INITIAL GREEN	8.0	8.0	8.0	8.0
MINIMUM GREEN	10.0	10.0	10.0	10.0
PED. WALK	7.0	7.0	7.0	7.0
PED. CLEARANCE	2.0	8.0	12.0	
GREEN EXTENSION	2.2	2.2	2.0	2.0
MAXIMUM GREEN	20.0	15.0	19.0	12.0
YELLOW CLEARANCE	3.8	3.8	3.2	3.2
ALL RED CLEARANCE	1.5	1.5	2.0	2.0
RECALL	OFF	OFF	OFF	OFF

SIGNAL TIMING

SIGNAL HEAD	Ø1		Ø2		Ø3		Ø4		FLASH
	R/W	CLR	R/W	CLR	R/W	CLR	R/W	CLR	
A	R	R	R	R	R	R	R	R	Y
B	R	R	R	R	R	R	R	R	Y
C	G	G	Y	R	R	R	R	R	Y
D	G	G	Y	R	R	R	R	R	Y
E	R	R	R	R	R	R	R	R	R
F	R	R	R	R	R	R	G	G	Y
G	R	R	R	R	R	R	R	R	R
H	R	R	R	R	R	R	R	R	R
W-W	DW	DW	DW	DW	DW	DW	FDW	DW	DW
X-X	DW	DW	DW	DW	FDW	DW	DW	DW	DW
Z-Z	W	FDW	DW	DW	DW	DW	DW	DW	DW

SIGNAL DISPLAY CHART

TRAFF-PRO CONSULTANTS INC.
WILLOUGHBY, OHIO

STATE OF OHIO
DEPARTMENT OF TRANSPORTATION

VINE ST. & WILLOWICK DR.

DESIGNED	DRAWN	TRACED	CHECKED	REVIEW	DATE	REVISED
						08/27/08
						J. PETTI
						8-30-85

TRAFFIC CONTROL PLAN