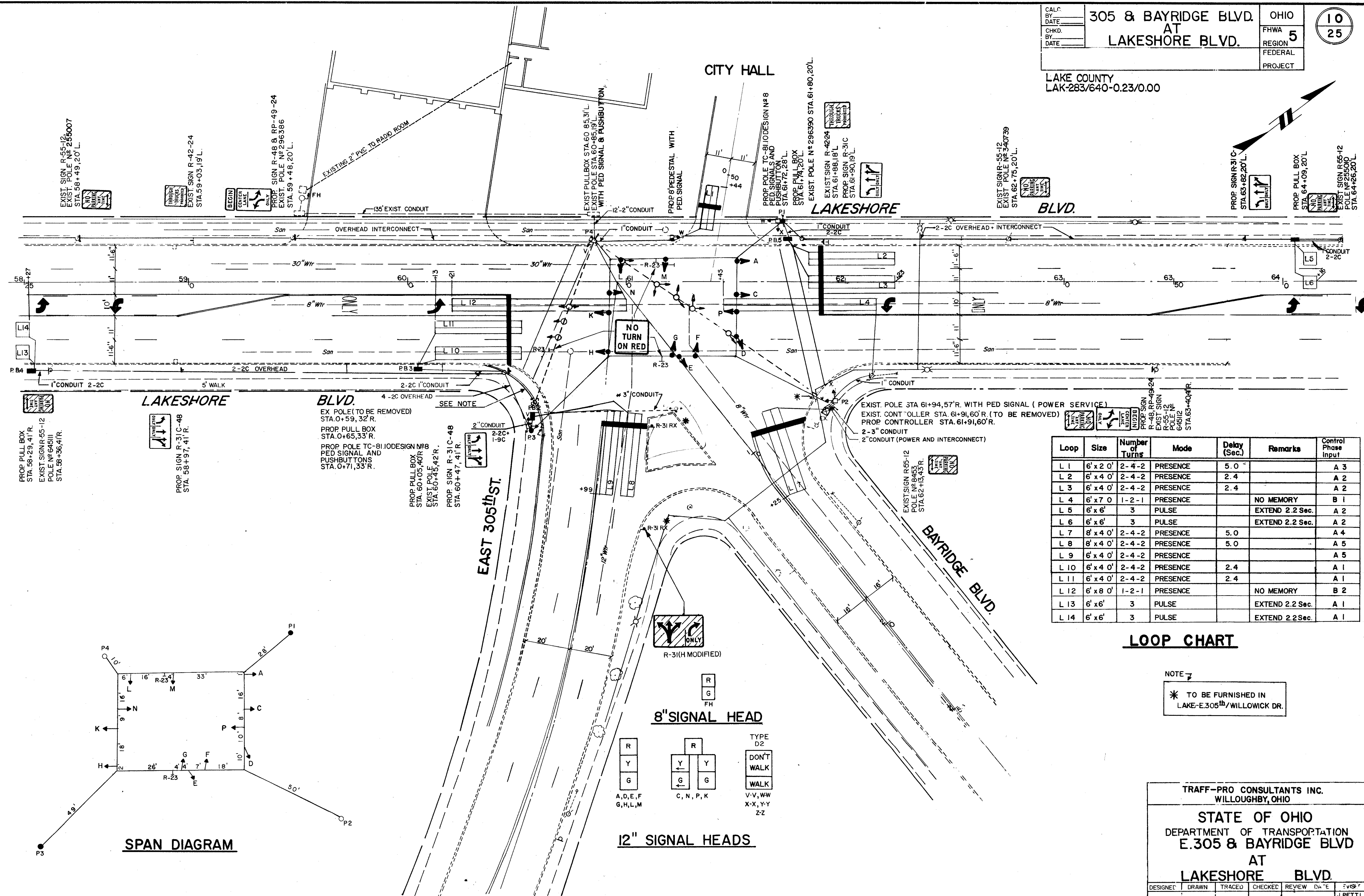


LAKE COUNTY
 LAK-283/640-0.23/0.00



PROP. PULL BOX
 STA. 58+23.41 R.
 EXIST. SIGN R-55-12
 POLE # 645111
 STA. 58+36.41 R.

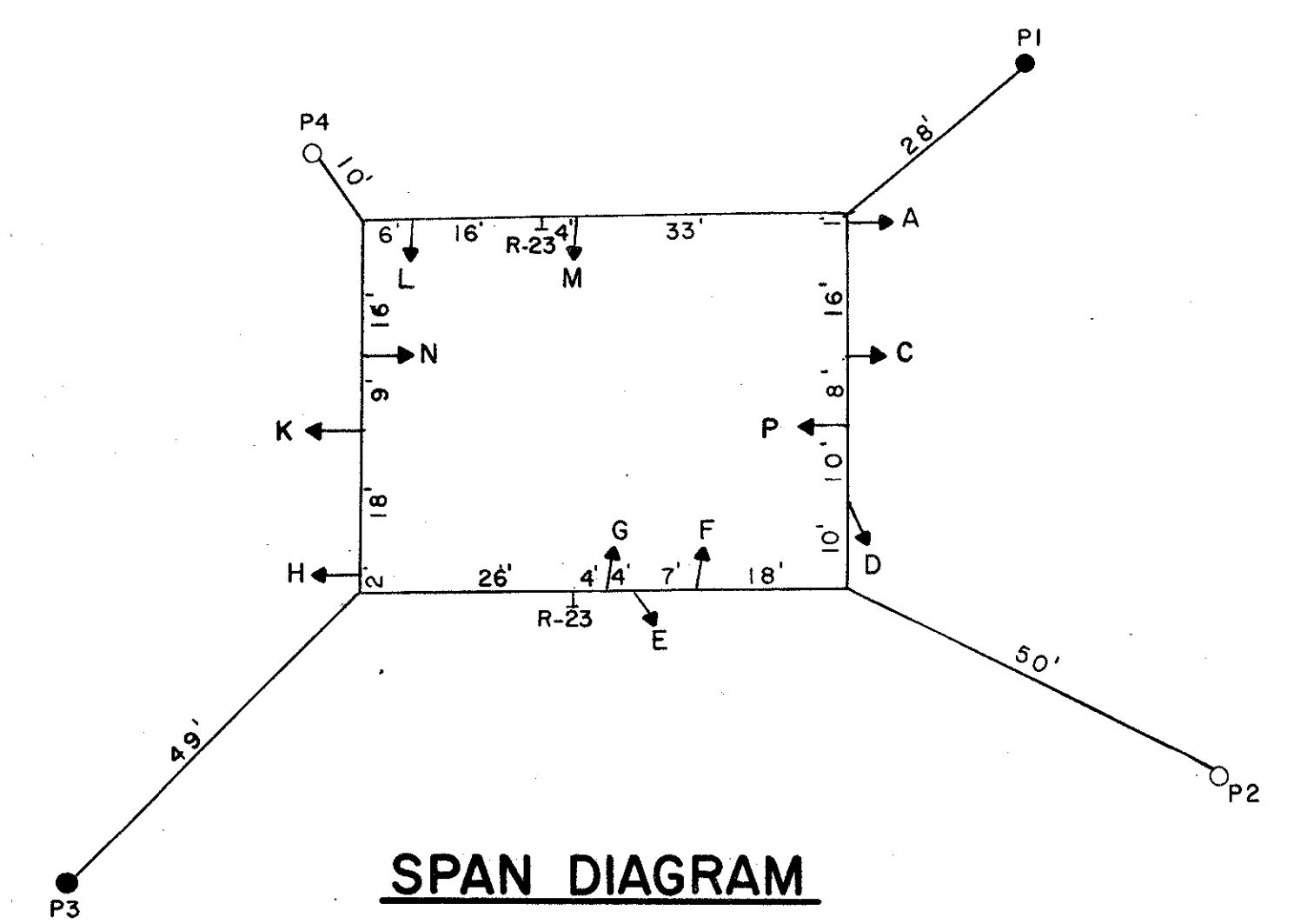
PROP. SIGN R-31C-48
 STA. 58+97.41 R.
 STA. 58+97.41 R.

EX. POLE (TO BE REMOVED)
 STA. 0+59.32 R.
 PROP. PULL BOX
 STA. 0+65.33 R.
 PROP. POLE TC-8110DESIGN # 8
 PED SIGNAL AND
 PUSHBUTTONS
 STA. 0+71.33 R.

PROP. PULL BOX
 STA. 60+05.40 R.
 EXIST. POLE
 STA. 60+45.42 R.
 PROP. SIGN R-31C-48
 STA. 60+47.41 R.

EXIST. POLE STA 61+94.57 R. WITH PED SIGNAL (POWER SERVICE)
 EXIST. CONTROLLER STA 61+91.60 R. (TO BE REMOVED)
 PROP. CONTROLLER STA. 61+91.60 R.
 2-3" CONDUIT
 2" CONDUIT (POWER AND INTERCONNECT)

EXIST. SIGN R-55-12
 POLE # 8453
 STA. 62+13.43 R.

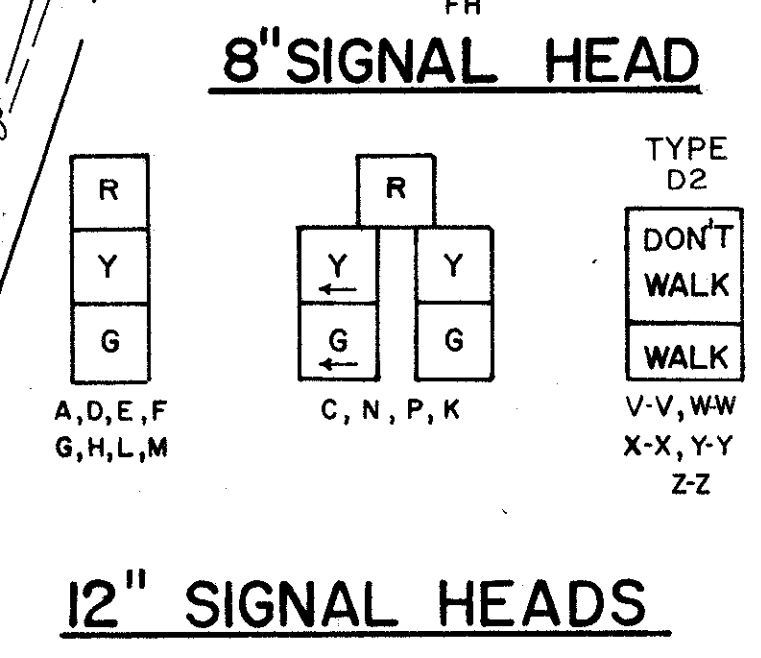


SPAN DIAGRAM

Loop	Size	Number of Turns	Mode	Delay (Sec.)	Remarks	Control Phase Input
L 1	6' x 2 0'	2-4-2	PRESENCE	5.0		A 3
L 2	6' x 4 0'	2-4-2	PRESENCE	2.4		A 2
L 3	6' x 4 0'	2-4-2	PRESENCE	2.4		A 2
L 4	6' x 7 0'	1-2-1	PRESENCE		NO MEMORY	B 1
L 5	6' x 6'	3	PULSE		EXTEND 2.2 Sec.	A 2
L 6	6' x 6'	3	PULSE		EXTEND 2.2 Sec.	A 2
L 7	8' x 4 0'	2-4-2	PRESENCE	5.0		A 4
L 8	8' x 4 0'	2-4-2	PRESENCE	5.0		A 5
L 9	6' x 4 0'	2-4-2	PRESENCE			A 5
L 10	6' x 4 0'	2-4-2	PRESENCE	2.4		A 1
L 11	6' x 4 0'	2-4-2	PRESENCE	2.4		A 1
L 12	6' x 8 0'	1-2-1	PRESENCE		NO MEMORY	B 2
L 13	6' x 6'	3	PULSE		EXTEND 2.2 Sec.	A 1
L 14	6' x 6'	3	PULSE		EXTEND 2.2 Sec.	A 1

LOOP CHART

NOTE 7
 * TO BE FURNISHED IN
 LAKE-E.305th/WILLOWICK DR.



12" SIGNAL HEADS

TRAFF-PRO CONSULTANTS INC.
 WILLOUGHBY, OHIO

STATE OF OHIO
 DEPARTMENT OF TRANSPORTATION
**E.305 & BAYRIDGE BLVD
 AT
 LAKESHORE BLVD.**

DESIGNED	DRAWN	TRACED	CHECKED	REVIEW DATE	REVISION

J. PETTI
 9-3-85