MICROFILMED
DEC 16 1987

FED. RD. DIVISION	STATE	PROJECT	
2	OHIO		

178
204

LAK-44-3.79

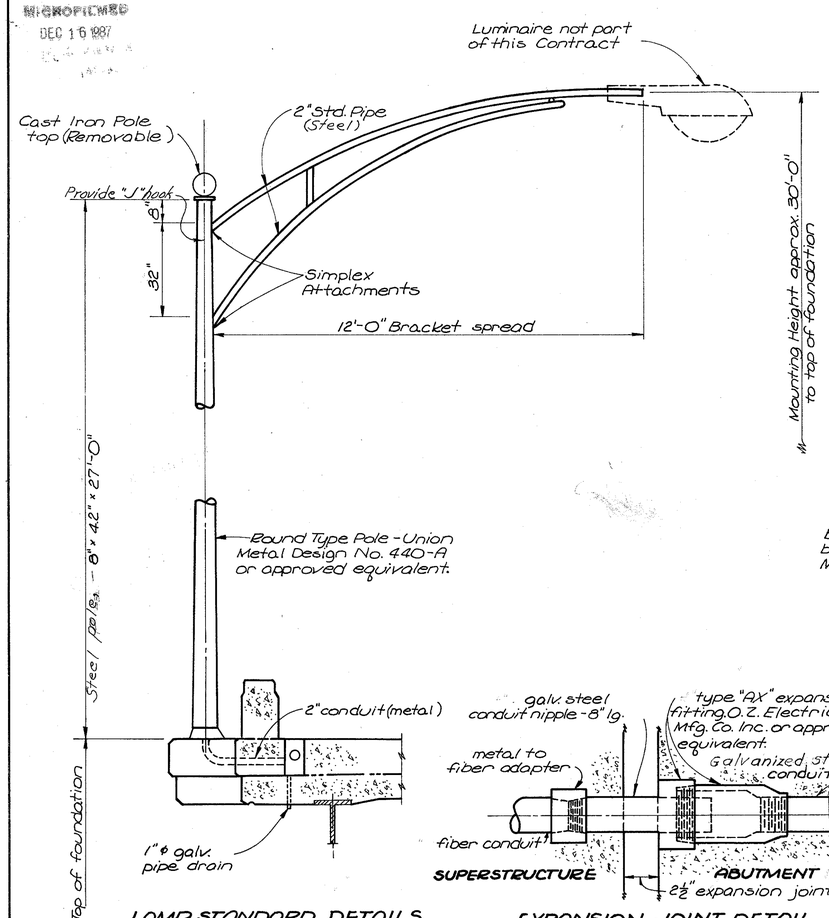

LAMP STANDARD DETAILS

4 required for LAK-44-0489
2 required for LAK-44-0505

Note:
All 4" conduits shown on General Plan shall bypass the pull boxes.

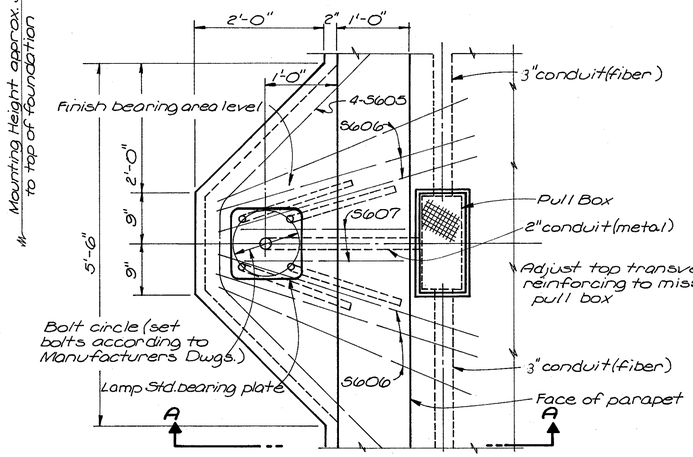

PLAN OF LAMP STANDARD SUPPORT

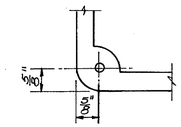

DETAIL "B"

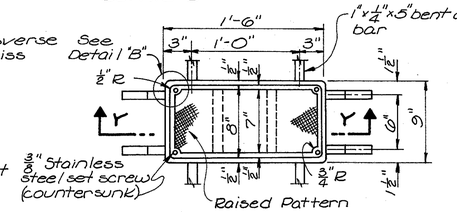

PLAN

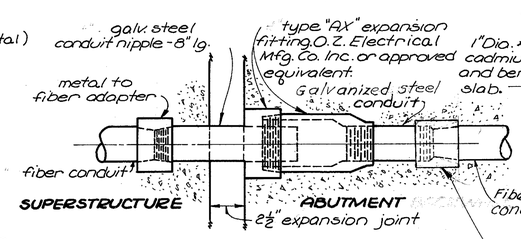

EXPANSION JOINT DETAIL

(Included with conduit for payment. Provide for both 3" and 4" conduit)

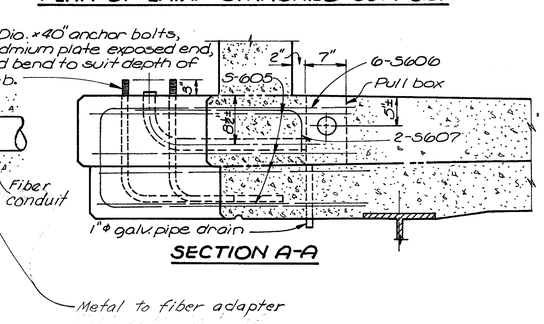

SECTION A-A

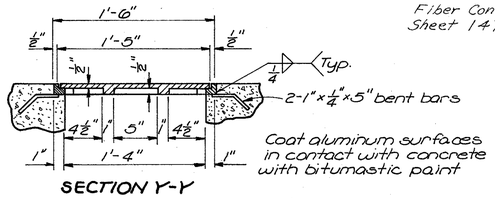

SECTION Y-Y

DETAILS OF PULL BOX FRAME & COVER

(Cast Aluminum, including anchor bars)
4 required for LAK-44-0489
2 required for LAK-44-0505

ELECTRICAL GROUNDS: A stranded No. 0 gage bare copper wire electrical ground shall be embedded in the outside column on each side of the structure at Pier 2. The lower ends of the No. 0 wire shall terminate in a 25 ft. length coiled under the footing and separated from the concrete by two layers of tar paper. The upper ends shall extend sufficiently above the top of the concrete to provide for a suitable splice and extension for connection to the superstructure. The connection to the superstructure shall be a No. 6 gage, bare, stranded, tinned copper wire brazed or bolted to a beam flange and to the No. 0 copper wire in the pier column. At the base of the lamp standards there shall be a tinned No. 6 gage copper wire brazed to one anchor bolt and the other end brazed or bolted to the outside beam flange. Payment for electrical grounds is included in the lump sum bid for Item S-25, "Electric lighting system".

WORKMANSHIP: The Contractor shall exercise extreme care in making conduit joints. Joints in conduit shall be tight and painted according to the Specifications in order to exclude water and grout. Open ends of conduits shall be temporarily sealed to prevent the entrance of water during construction. The continuity and the full size of the opening through the interior of each conduit shall be proven after its installation by pulling through each conduit a mandrel whose diameter is not less than 3 1/2" for a 4" I.D. conduit.

ALUMINUM used in the pull box frames and covers shall meet the requirements of pertinent sections of Section M-7.19 of the "Construction and Material Specifications".

Fiber Conduit shall be as noted on Sheet 147.

STATE OF OHIO
DEPARTMENT OF HIGHWAYS
DIVISION OF DESIGN AND CONSTRUCTION
BUREAU OF BRIDGES

BRIDGE LIGHTING DETAILS

BRIDGE NO. LAK-44-0489
UNDER US R 20

LAKE COUNTY — S.R. 44 RELOC. STA. 274+90.14

DESIGNED	DRAWN	TRACED	CHECKED	REVIEWED	DATE	REVISED
EBL	EBL	MKH	E.J.S.	BFG a JFK	7-25-61	