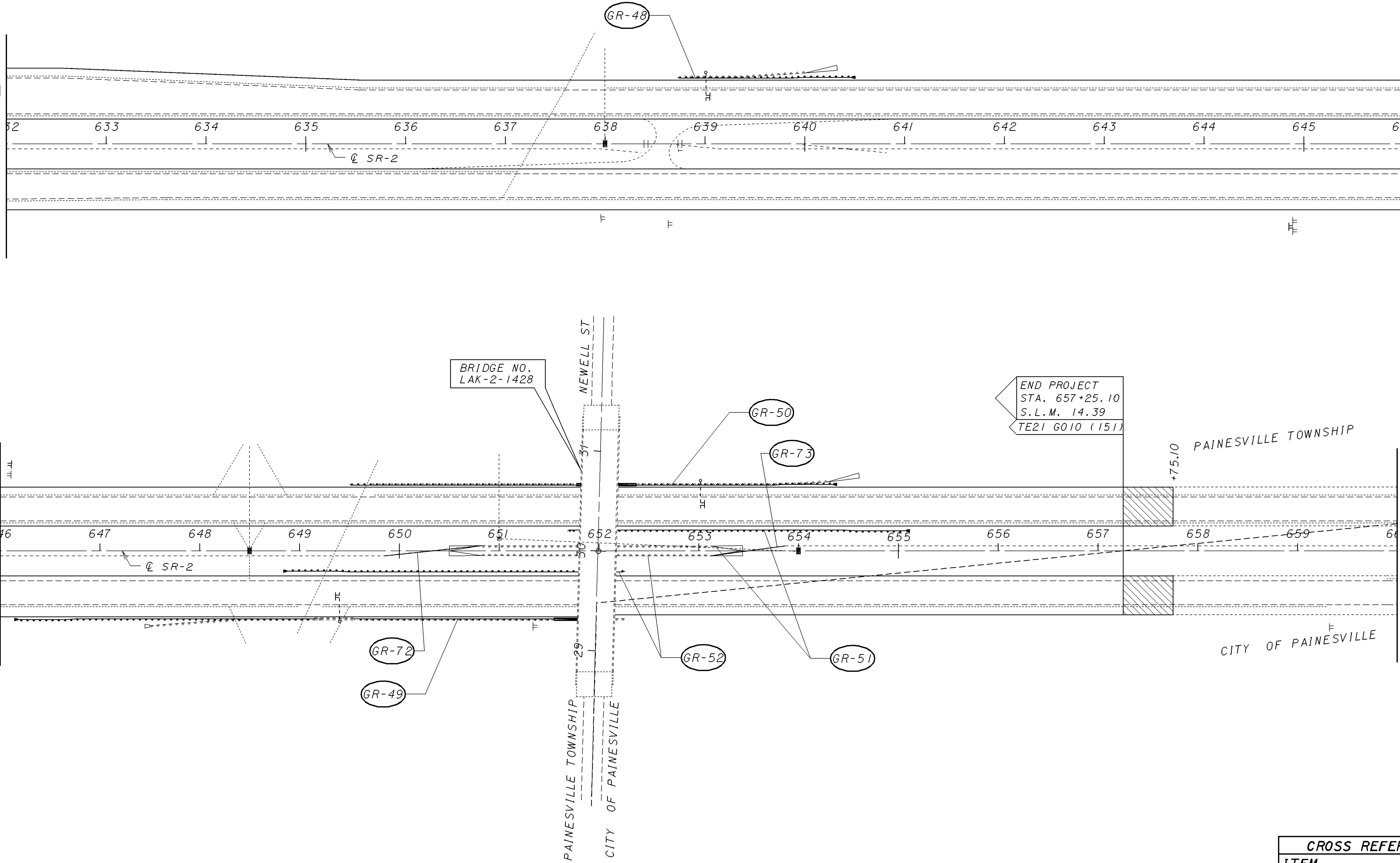


PLOTTED FROM: I:\PROJECTS\18391\dgn\18391gph.dgn

MATCH LINE STA. 632+00  
SEE SHEET 39

MATCH LINE STA. 646+00  
SEE ABOVE



 ASPHALT OVERLAY TRANSITION

CROSS REFERENCE	
ITEM	SHEET
RESURFACING	27,28
GUARDRAIL	29,30
GUARDRAIL DETAILS	54-62
TRAFFIC CONTROL	75
FEATHER DEATAIL	52

MATCH LINE STA. 646+00  
SEE BELOW

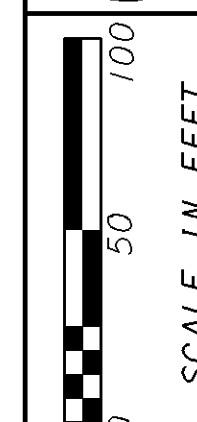
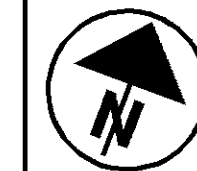
END SHEET STA. 660+00

LAKE COUNTY  
LAK-2/44-13.05/4.14

PLAN SHEET - S.R. 2  
STA. 632+00 TO STA. 660+00

CALCULATED  
EMK

CHECKED  
LDH



40  
93