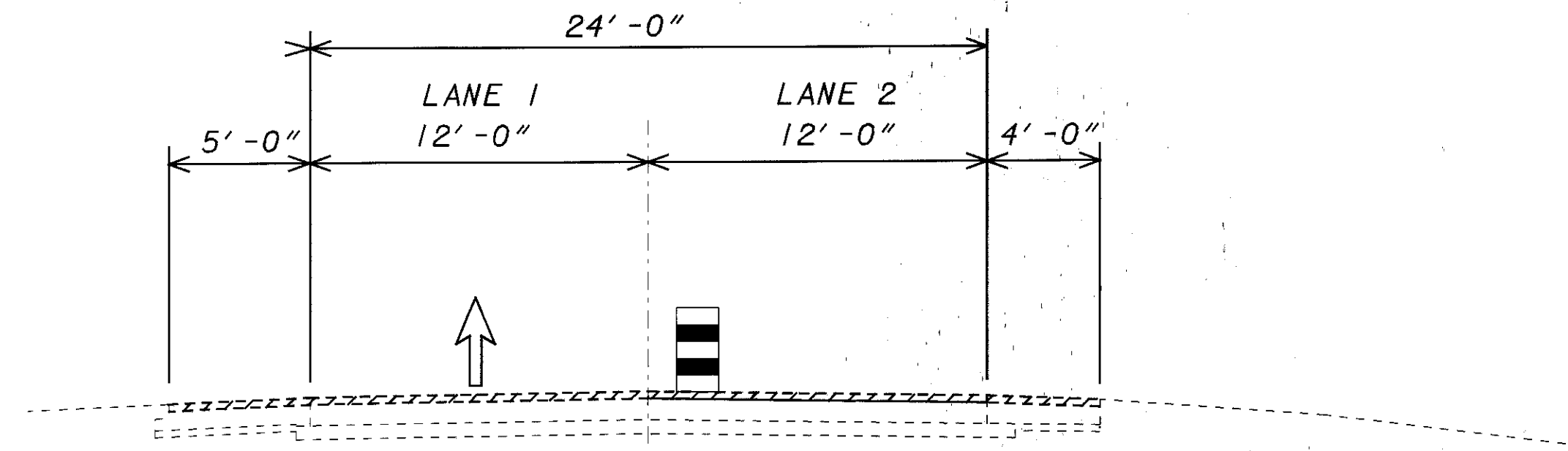


PRELIMINARY

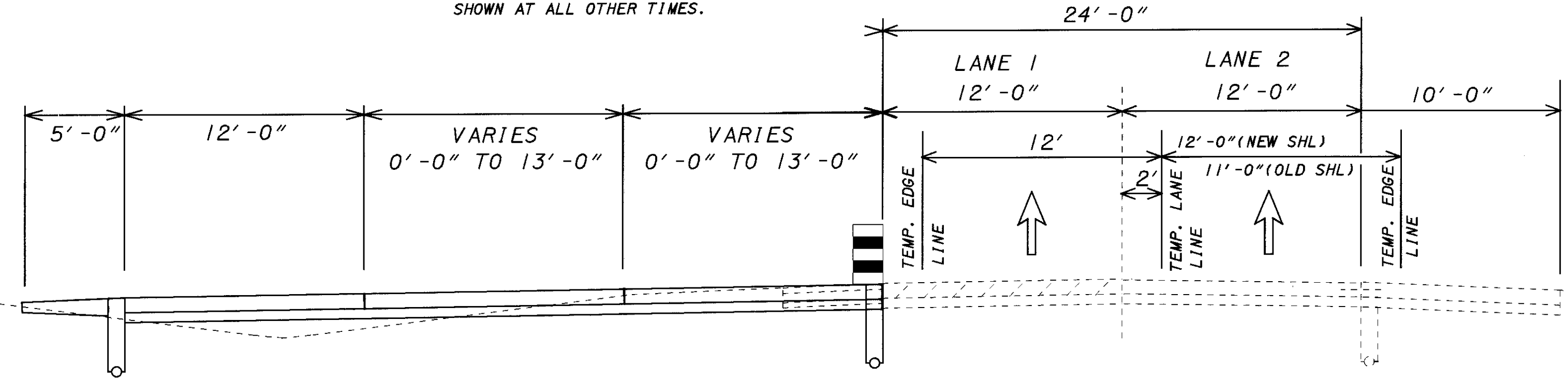


CLOSE LANE 1 OR 2

PLANE PAVEMENT AND SHOULDERS  
INSTALL TEMPORARY PAVEMENT MARKINGS FOR PHASE I

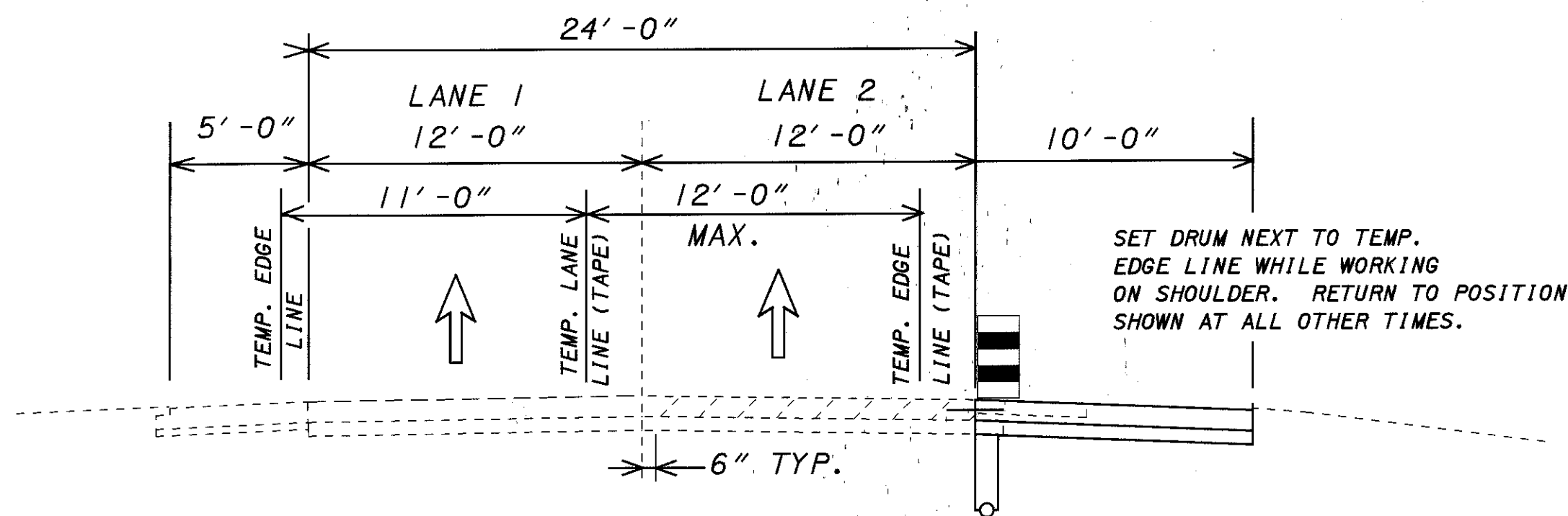
PHASE II

SET DRUM NEXT TO TEMP.  
EDGE LINE WHILE WORKING  
ON SHOULDER. RETURN TO POSITION  
SHOWN AT ALL OTHER TIMES.



REPAIR LANE 1 (WEEKEND WORK), INSTALL UNDERDRAIN,  
CONSTRUCT WIDENINGS.

PHASE I

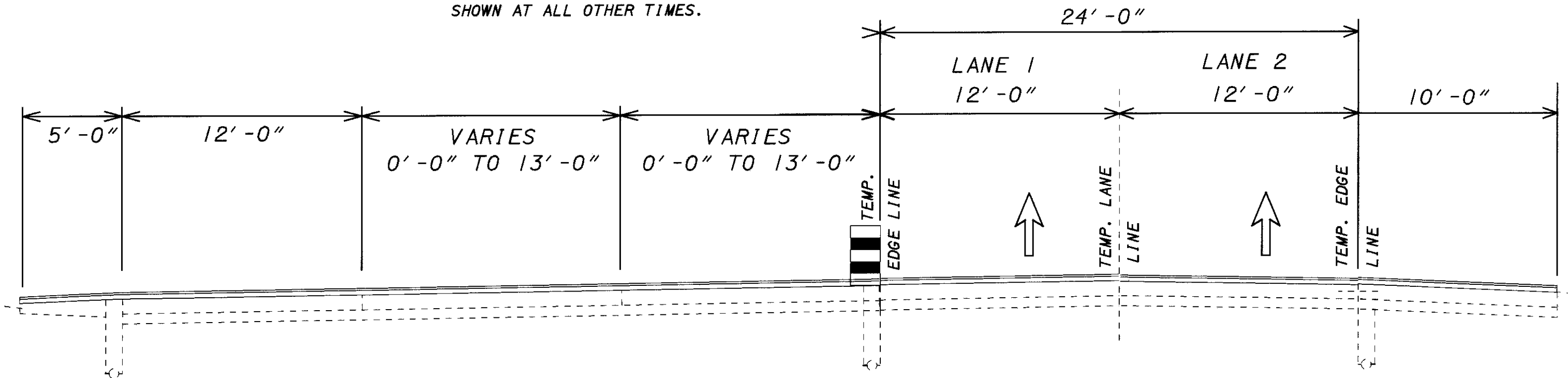


SET DRUM NEXT TO TEMP.  
EDGE LINE WHILE WORKING  
ON SHOULDER. RETURN TO POSITION  
SHOWN AT ALL OTHER TIMES.

REPAIR LANE 2 (WEEKEND WORK), INSTALL UNDERDRAIN,  
REPLACE SHOULDER (WHERE SPECIFIED).  
INSTALL TEMPORARY PAVEMENT  
MARKINGS FOR PHASE II

PHASE III

SET DRUM NEXT TO TEMP.  
EDGE LINE WHILE WORKING  
ON SHOULDER. RETURN TO POSITION  
SHOWN AT ALL OTHER TIMES.



PLACE INTERMEDIATE AND SURFACE  
COURSES, INSTALL TEMPORARY  
MARKINGS.

PLOT SUBMITTED: 10-FEB-1999 06:20

09866MDA.dgn

09866mda.dgn

PLOTTED BY: fkonopka  
PLOTTED FROM: 1:\projects\pid09866\09866mda.dgn

CALCULATED XXX  
CHECKED XXX  
SCALE IN FEET  
0 5 10

MAINTENANCE OF TRAFFIC  
TYPICAL SECTIONS  
STA. 89+00 TO STA. 138+00

LAK-44-0.01