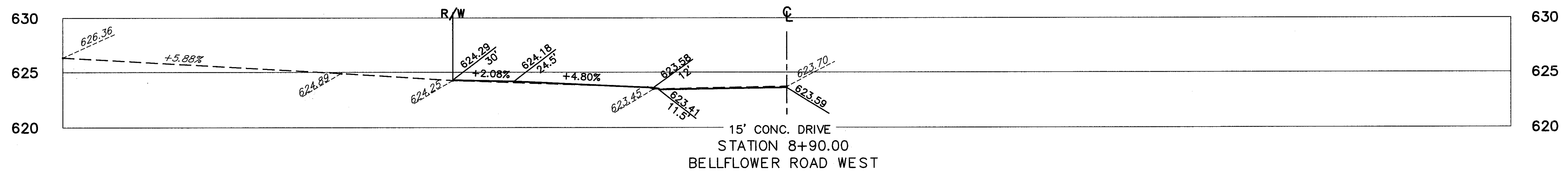
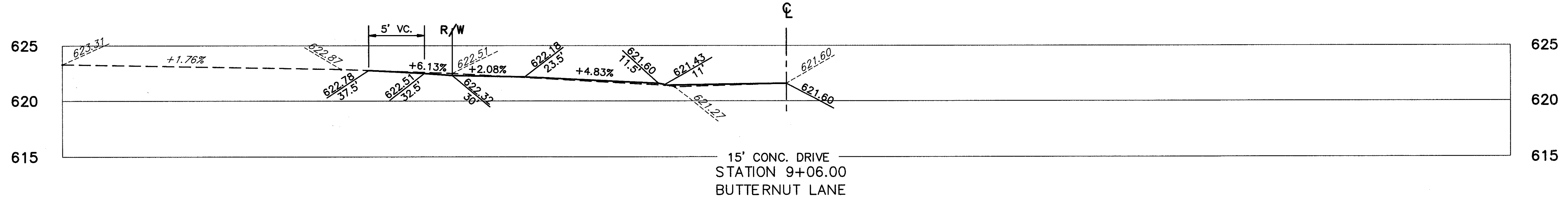
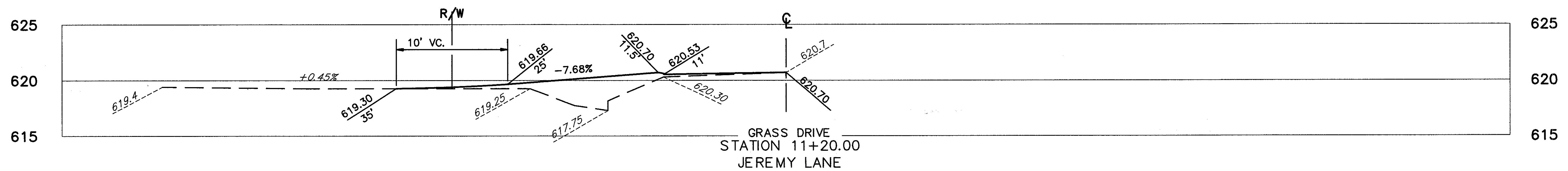
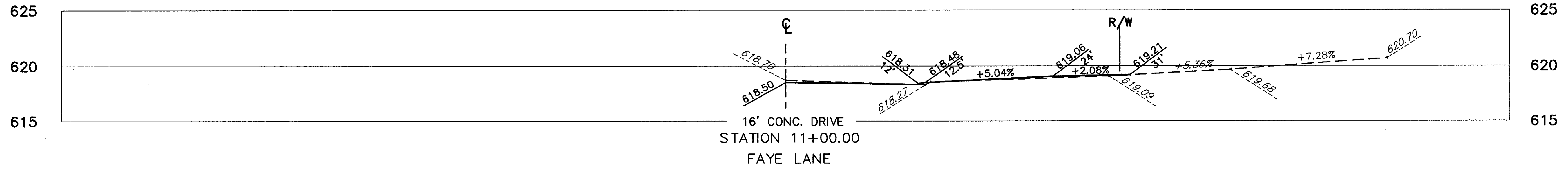
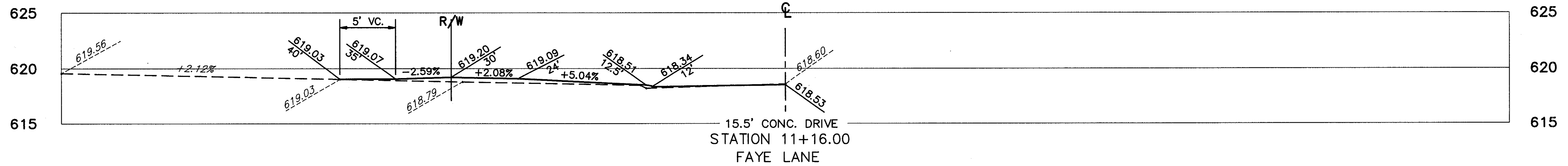



-0+65 -0+60 -0+55 -0+50 -0+45 -0+40 -0+35 -0+30 -0+25 -0+20 -0+15 -0+10 -0+05 0+00 0+05 0+10 0+15 0+20 0+25 0+30 0+35 0+40 0+45 0+50 0+55

CALC. _____
BY _____
DATE _____
CHKD. _____
BY _____
DATE _____

LAK - 306 - 7.12

OHIO
FHWA REGION 5



-0+65 -0+60 -0+55 -0+50 -0+45 -0+40 -0+35 -0+30 -0+25 -0+20 -0+15 -0+10 -0+05 0+00 0+05 0+10 0+15 0+20 0+25 0+30 0+35 0+40 0+45 0+50 0+55 0+60 0+65

SIDE STREET DRIVE PROFILES

LAK - 306 - 7.12