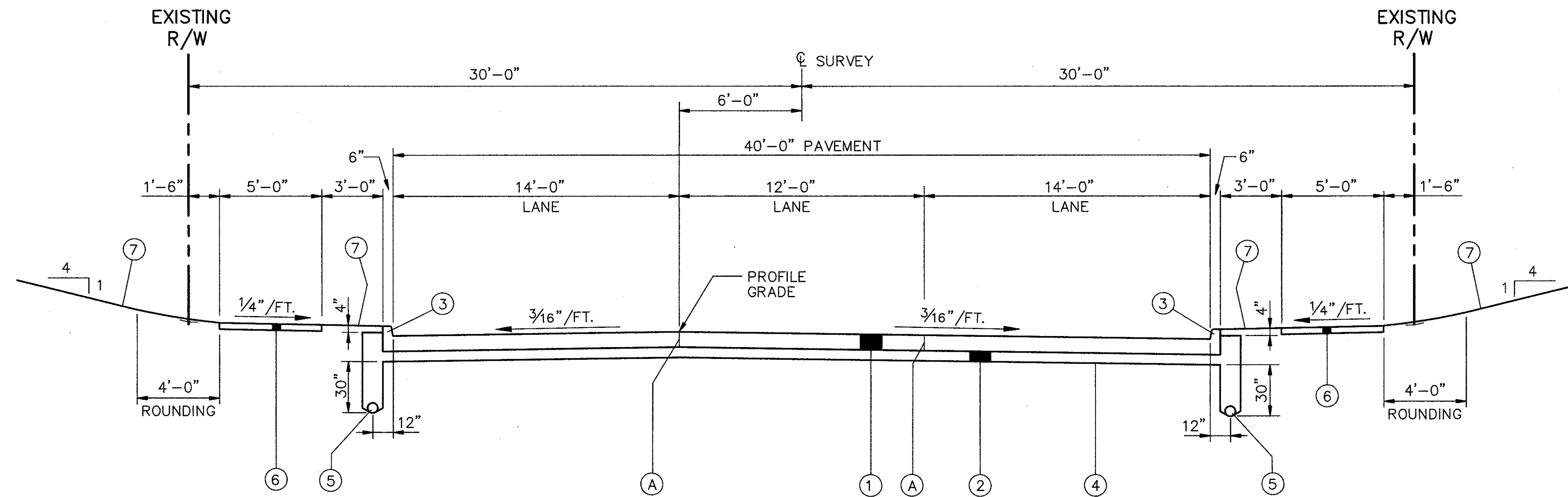



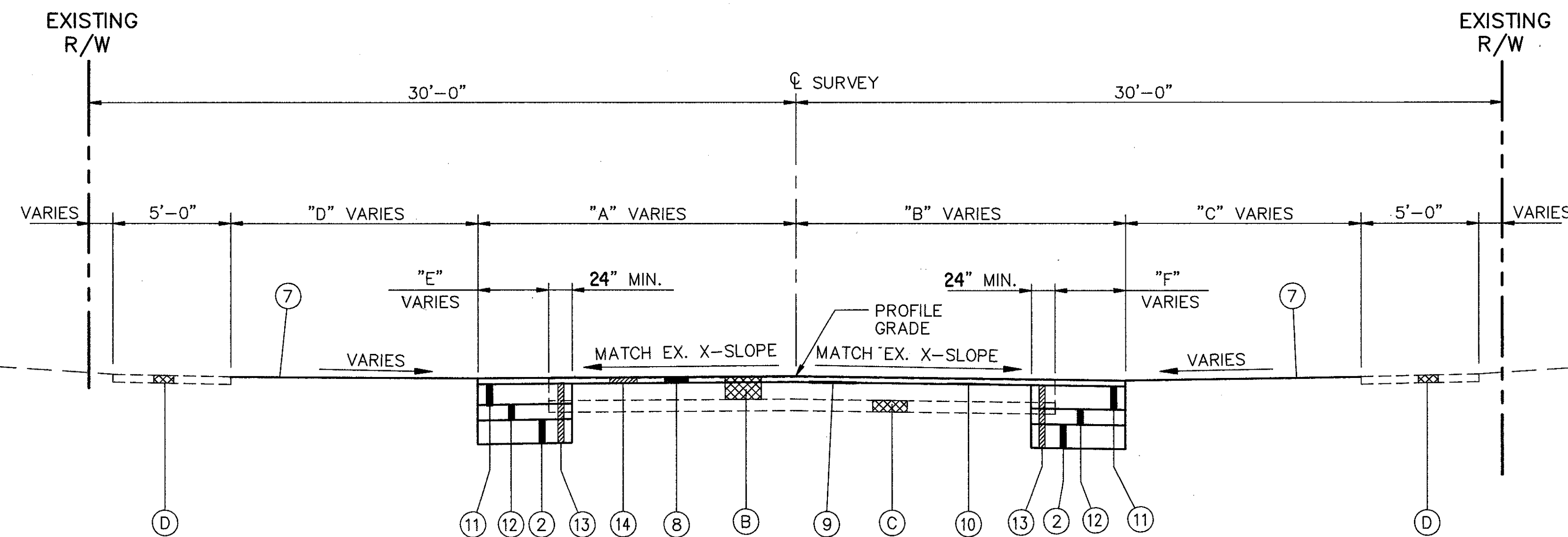
TYPICAL SECTIONS

TYPE 451



LAKESHORE BOULEVARD 3 LANE SECTION

STA. 7+35.00 TO STA. 14+25.00 = 690.00 LIN. FT.



ASPHALT TRANSITION SECTION

LAKESHORE (WEST) STA. 6+25.00 TO STA. 7+35.00 = 110.00 LIN. FT.
LAKESHORE (EAST) STA. 14+25.00 TO STA. 15+35.00 = 110.00 LIN. FT.

220.00 LIN. FT.

LAKESHORE BOULEVARD (WEST)
 "A" VARIES FROM 12.00' AT STA. 6+25.00 TO 20.00' AT STA. 7+35.00
 "B" VARIES FROM 12.00' AT STA. 6+25.00 TO 20.00' AT STA. 7+35.00
 "C" VARIES FROM 12.00' AT STA. 6+25.00 TO 2.50' AT STA. 7+35.00
 "D" VARIES FROM 12.50' AT STA. 6+25.00 TO 4.50' AT STA. 7+35.00
 "E" VARIES FROM 0.00' AT STA. 6+25.00 TO 2.50' AT STA. 7+35.00
 "F" VARIES FROM 0.00' AT STA. 6+25.00 TO 1.50' AT STA. 7+35.00

LAKESHORE BOULEVARD (EAST)
 "A" VARIES FROM 20.00' AT STA. 14+25.00 TO 12.00' AT STA. 15+35.00
 "B" VARIES FROM 20.00' AT STA. 14+25.00 TO 12.00' AT STA. 15+35.00
 "C" VARIES FROM 3.50' AT STA. 14+25.00 TO 11.50' AT STA. 15+35.00
 "D" VARIES FROM 1.75' AT STA. 14+25.00 TO 11.50' AT STA. 15+35.00
 "E" VARIES FROM 8.00' AT STA. 14+25.00 TO 0.00' AT STA. 15+35.00
 "F" VARIES FROM 8.25' AT STA. 14+25.00 TO 0.00' AT STA. 15+35.00

LEGEND

- ① ITEM 451 - 10" REINFORCED CONCRETE PAVEMENT, AS PER PLAN
- ② ITEM 310 - 6" SUBBASE, TYPE II, AS PER PLAN
- ③ ITEM 609 - CURB, TYPE 2-A
- ④ ITEM 203 - SUBGRADE COMPACTION
- ⑤ ITEM 605 - 6" SHALLOW PIPE UNDERDRAIN WITH FABRIC WRAP
- ⑥ ITEM 608 - 4" CONCRETE WALK
- ⑦ ITEM 660 - SODDING
- ⑧ ITEM 404 - 1 1/4" ASPHALT CONCRETE AC-20
- ⑨ ITEM 403 - 1/2" AVERAGE ASPHALT CONCRETE AC-20
- ⑩ ITEM 407 - TACK COAT
- ⑪ ITEM 301 - 6" BITUMINOUS AGGREGATE BASE AC-20
- ⑫ ITEM 304 - 4" AGGREGATE BASE, AS PER PLAN
- ⑬ ITEM 203 - EXCAVATION
- ⑭ ITEM 254 - 1 1/4" PAVEMENT PLANING, BITUMINOUS
- (A) LONGITUDINAL PAVEMENT JOINT
- (B) EXISTING BITUMINOUS PAVEMENT
- (C) EXISTING GRAVEL BASE
- (D) EXISTING CONCRETE WALK

FOR PAVEMENT QUANTITIES SEE SHEET 45-47
 FOR SIDEWALK QUANTITIES SEE SHEET 50
 FOR CURB QUANTITIES SEE SHEET 48-49
 FOR SODDING QUANTITIES SEE SHEET 81
 FOR ADDITIONAL CURB DETAILS SEE SHEET 332