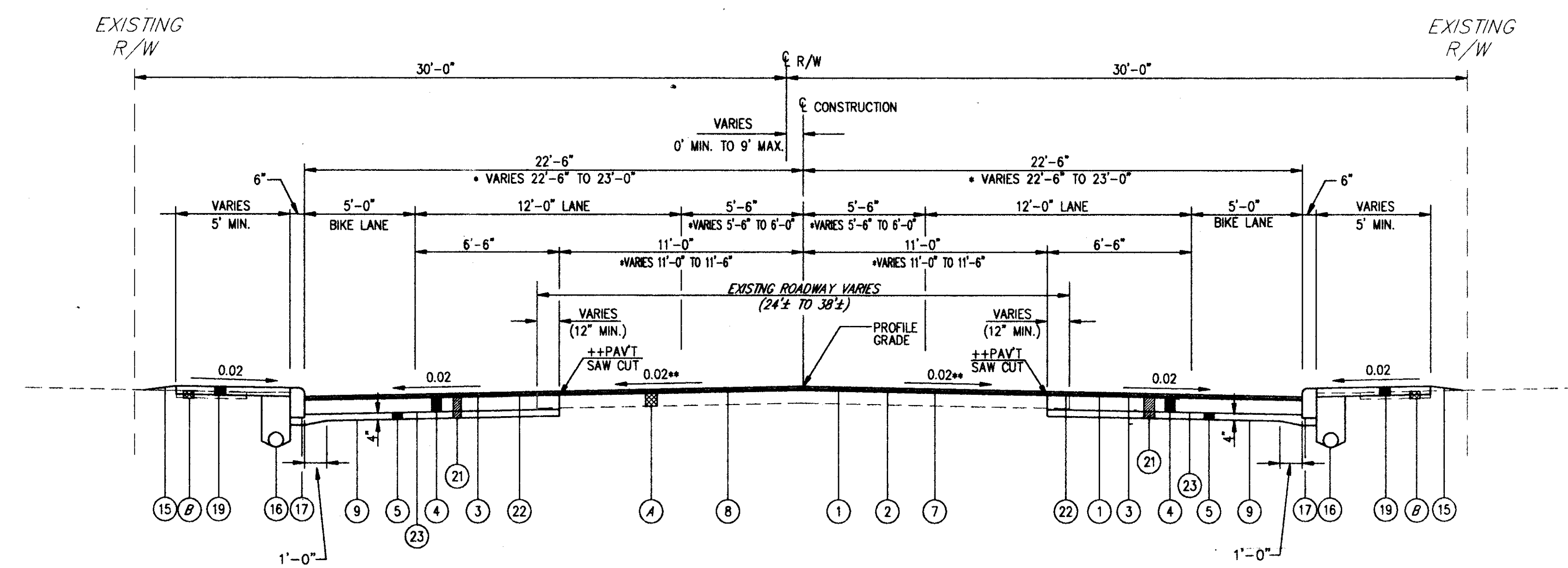
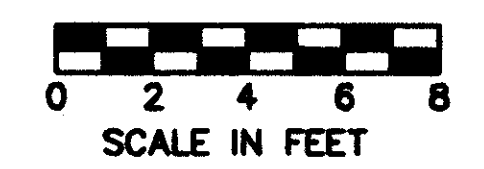


# TYPICAL SECTIONS

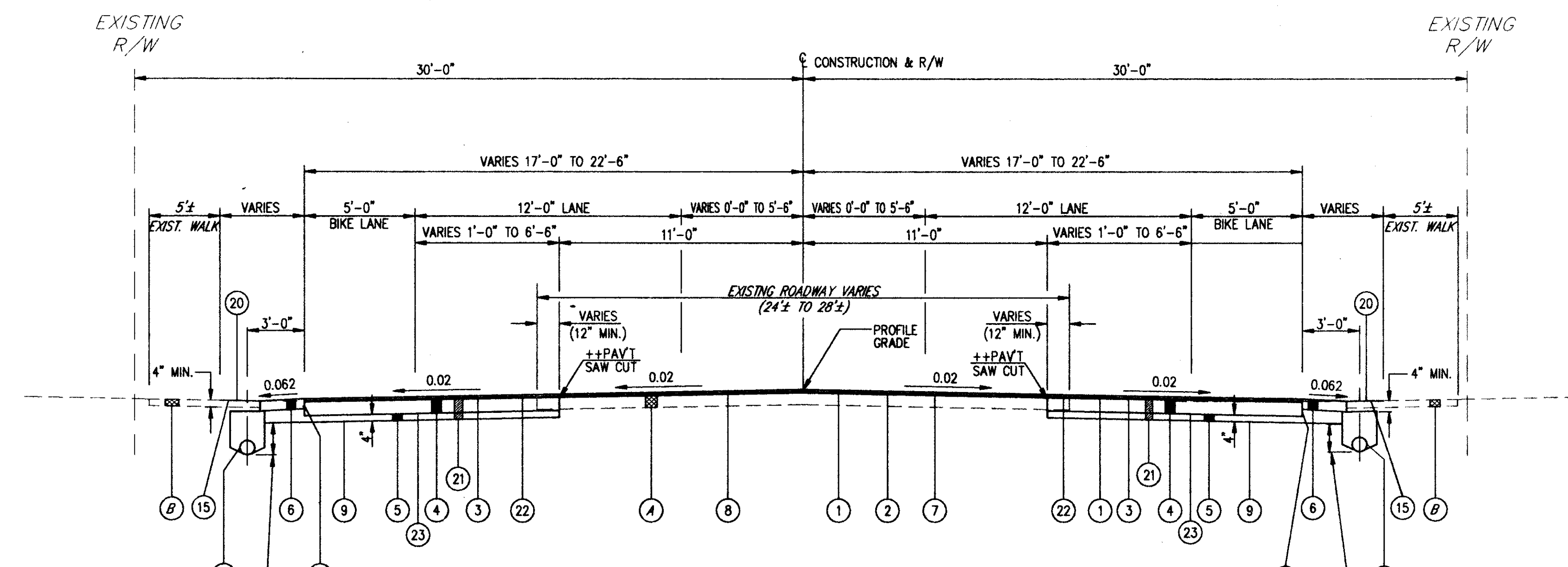
LAK - 283 - 7.97



## NORMAL 3 LANE SECTION

STA. 199+00.00 TO STA. 206+64.09 = 764.09 LIN. FT.  
 \* STA. 206+64.09 TO STA. 206+84.09 = 20.00 LIN. FT.  
 784.09 LIN. FT.

\*\* VARY CROSS SLOPE FROM 0.02 TO 0.015 FROM STA. 206+64.09 TO STA. 206+84.09



## NORMAL TAPER SECTION

STA. 196+80.00 TO STA. 199+00.00 = 220.00 LIN. FT.  
 STA. 249+80.00 TO STA. 252+00.00 = 220.00 LIN. FT.  
 440.00 LIN. FT.

### LEGEND

- ① ITEM 448 - 1 1/4" ASPHALT CONCRETE SURFACE COURSE, TYPE 1, PG64-22
- ② ITEM 448 - 0" MINIMUM ASPHALT CONCRETE INTERMEDIATE COURSE, TYPE 1, PG64-22 (1/2" AVE.)
- ③ ITEM 448 - 1 3/4" ASPHALT CONCRETE INTERMEDIATE COURSE, TYPE 2, PG64-22
- ④ ITEM 301 - 7" BITUMINOUS AGGREGATE BASE, PG64-22
- ⑤ ITEM 304 - AGGREGATE BASE, AS PER PLAN (DEPTH VARIES)
- ⑥ ITEM 411 - 6" STABILIZED CRUSHED AGGREGATE
- ⑦ ITEM 407 - TACK COAT
- ⑧ ITEM 254 - 1/4" PAVEMENT PLANING, BITUMINOUS
- ⑨ ITEM 203 - SUBGRADE COMPACTION
- ⑮ ITEM 660 - SODDING UNSTAKED
- ⑯ ITEM 605 - 12" SHALLOW PIPE UNDERDRAIN WITH FABRIC WRAP AS PER PLAN
- ⑰ ITEM 609 - CURB, TYPE 6
- ⑰A ITEM 609 - CURB, TYPE 6 IN PLACE OF ITEM 411 - 6" STABILIZED CRUSHED AGGREGATE, AS NOTED
- ⑲ ITEM 608 - 4" CONCRETE WALK
- ⑳ ITEM 203 - LINEAR GRADING, AS PER PLAN
- ㉑ ITEM 203 - EXCAVATION NOT INCLUDING EMBANKMENT CONSTRUCTION
- ㉒ ITEM 407 - TACK COAT FOR INTERMEDIATE COURSE
- ㉓ ITEM 408 - BITUMINOUS PRIME COAT
- Ⓐ EXISTING BITUMINOUS PAVEMENT (THICKNESS VARIES, 9" AVG.)
- \* Ⓑ EXISTING CONCRETE WALK

\* EXISTING SIDEWALK TO BE REPLACED THROUGHOUT THE PROJECT AS REQUIRED AND DIRECTED BY THE ENGINEER. DEFINED AREAS SHOWN ON THE PLAN SHEETS.

++ FULL DEPTH PAVEMENT SAWING INCLUDED UNDER ITEM 203 - EXCAVATION

COPYRIGHT - DATE: 01-08-98 9:00, CT CONSULTANTS INC. H:\CT\9448\CAO\MTTP2.DWG Scale:1"=48'