

GENERAL NOTES

MONUMENTS: All existing monuments and centerline hubs shall be preserved in a manner satisfactory to the Engineer. Cost included in E-1 Excavation.

PROFILE: The Profile of the proposed surface course shall be approximately 2 1/2 inches above that of the existing pavement.

EARTHWORK: Watering embankments, benching, density requirements and the removal of sod from the shoulder will not be required for roadway sections to be widened. However, Item E-1 and E-4 shall include the thorough compaction of embankment in layers not exceeding eight inches compacted thickness, and shall include any operations of grading necessary to finish the shoulders and slopes substantially to the lines indicated on the typical sections. The provisions of Section E-1.12 will be waived providing lines of berms and slopes have been finished in a uniform, slightly condition. No provisions of the specifications will be waived for embankment which supports any portion of the new pavement or forms or between Sta. 33+00 and Sta. 46+00.

COMPACTION OF SUBGRADE: Loosening and watering of subgrade in cuts according to Section E-1.11 will not be required if density requirements can be met by additional rolling. However, if at any time the subgrade contains an excess of moisture as indicated by distortion under the roller, the subgrade shall be aerated by discing or other suitable means until the moisture content has been reduced sufficiently to permit recompaction to the density required by the specifications.

FORMS: Side forms set and maintained to line and grade established by the Engineer will be required. Subgrade for forms shall be compacted to the density required for subgrades under widenings. The forms shall be braced in a manner to prevent lateral and vertical movement.

PRIME COAT INCLUDING SAND COVER

Bituminous Prime Coat, Sec. M-5.5 MS-1 shall be applied by distributor or by brooms at the rate of 0.10 gallon per square yard. After the bituminous material has been applied, all material not required to give a uniform coating to the surface shall be swept into all cracks and open joints before the sand cover is placed. Payment for sand cover is included in price bid per gallon for bituminous material. Sand cover shall be uniformly spread at the rate of two to five pounds per square yard at such time and shall be in such condition as to adhere to the bituminous material.

SEALING EXISTING EDGES: Vertical faces of existing work, such as castings, curbs, etc., against which the new bituminous concrete mixture is to be placed, shall be painted or sealed with bituminous material in accordance with section E-10.2. The cost of such operations and material shall be included in price bid for bituminous concrete. Edges of existing pavement against which widening is to be placed shall be sealed only according to Item E-10 & paid for, per lin. ft.

GUTTER SEAL: After placing and compacting the bituminous concrete surface course, the gutter surface shall be sealed with the same bituminous material contained in the mixture. Only enough material shall be applied to coat the surface for a distance of fifteen inches from the curb or twenty four inches wide for a gutter. The material shall be applied by an approved method at a temperature of from 300° F to 350° F. The cost of such operation and material shall be included in the price bid for bituminous concrete.

RAILROAD CROSSING: The new surface course shall be feathered to meet the rail grades if necessary.

FEATHERING: Where directed the new surface course shall be feathered. The area upon which less than one inch of surface course is to be placed shall be considered the area to be feathered. A paint coat of the same bit. material used in the mix shall be applied to this area before placing the bit. con. sur. course. Cost of such work & material shall be included in the unit price bid for bituminous concrete.

FILLING MAJOR DEPRESSIONS: Major depressions in existing pavement shall be filled and compacted with bituminous concrete leveling material in advance of placing the regular leveling course. These depressions shall be filled in layers not to exceed three inches in depth when compacted.

BITUMINOUS CONCRETE BASE COURSE: Base course in the 3' widened sections only may be constructed of Type 'A' surface course composition.

RESETTING CASTINGS: This item shall be performed at completion of the leveling course and prior to placing the surface course. Compaction of the material around castings inaccessible to rollers shall be in accordance with the requirements of Section T-50.21. Manhole castings will be adjusted to grade by and at the expense of the City of Painesville.

I-9 FERTILIZER: 4-12-4 Commercial Fertilizer shall be applied to all areas to be seeded or sodded.

I-10 SODDING: Areas to be sodded shall be loosened to a depth of 2" just prior to laying the sod, this work to be included for payment in the price bid per square yard of sodding. Fertilizer shall be applied to the sodded area just prior to the loosening operations. Time limitation on sodding may be waived at discretion of Director.

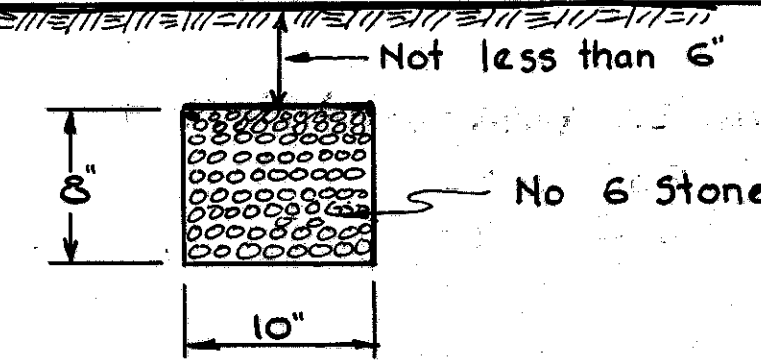
E-305 SEEDING AND PROTECTING ROADWAY AREAS: Quantities for seeding, Item E-305, are calculated for the soil areas between lines ten feet (10') outside the work limits as shown on the cross sections or to the R/W line if such line is less than ten feet from the work limits. All areas outside these limits where the vegetative growth has been injuriously disturbed or destroyed by the contractor shall be restored and seeded in accordance with the provisions of Item E-305 by the contractor at his own expense.

TRAFFIC NOTE

During the construction from Sta. 0+00 to Sta. 18+00 and from Sta. 48+50 to Sta. 96+10, traffic shall be maintained at all times to the satisfaction of the Director. The item of maintaining traffic shall include furnishing lights, barricades and watchmen, necessary to secure the unimpeded flow of traffic 24 hrs daily. During the construction from Sta. 18+00 to 48+50, that section shall be closed and Fairport traffic will be detoured as shown on Detour Map below.

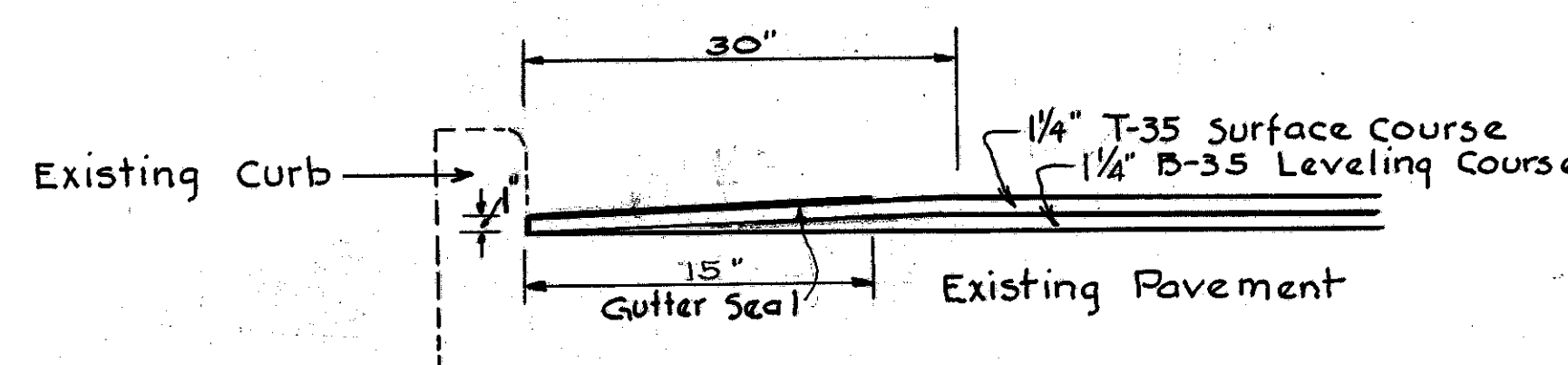
FED. RD. DIST. NO.	STATE	PROJECT	FISCAL YEAR
10	OHIO		1945

LAKE COUNTY
S.H. 520 SEC. PAINESVILLE (PT.)
S.H. 744 SEC. PAINESVILLE (PT.)
& FAIRPORT (PT.)



Hand Tamp lightly the No. 6 Stone to a finished depth of 8"

I-9 STONE UNDERDRAIN EST. - 350 Lin. Ft. PAINESVILLE (PT.) 140 LF FAIRPORT (PT.) 210 LF.



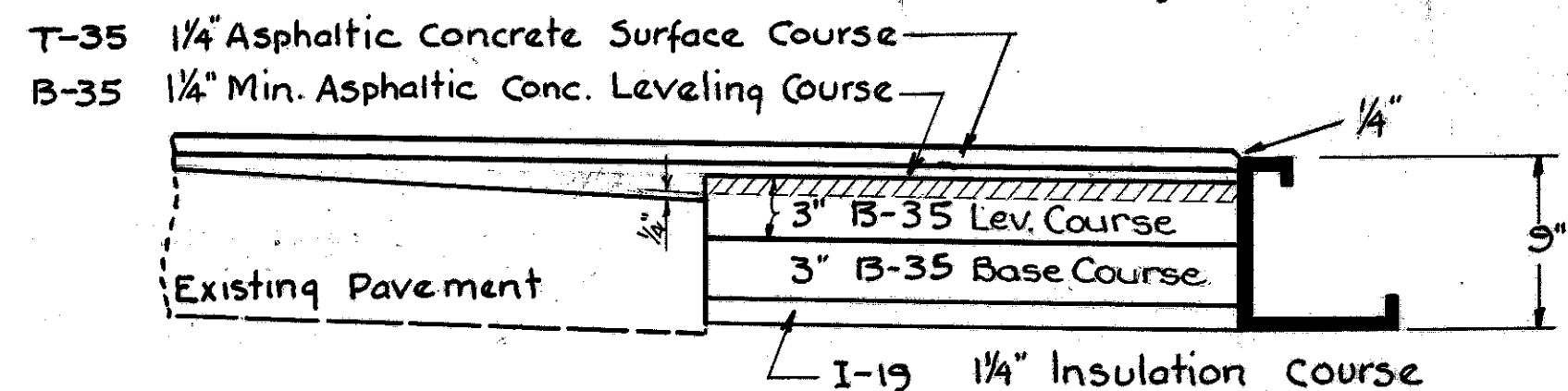
GUTTER DETAIL

Special care shall be exercised during construction to obtain maximum compaction of bituminous concrete in all gutters.

PAVEMENT CALCULATIONS

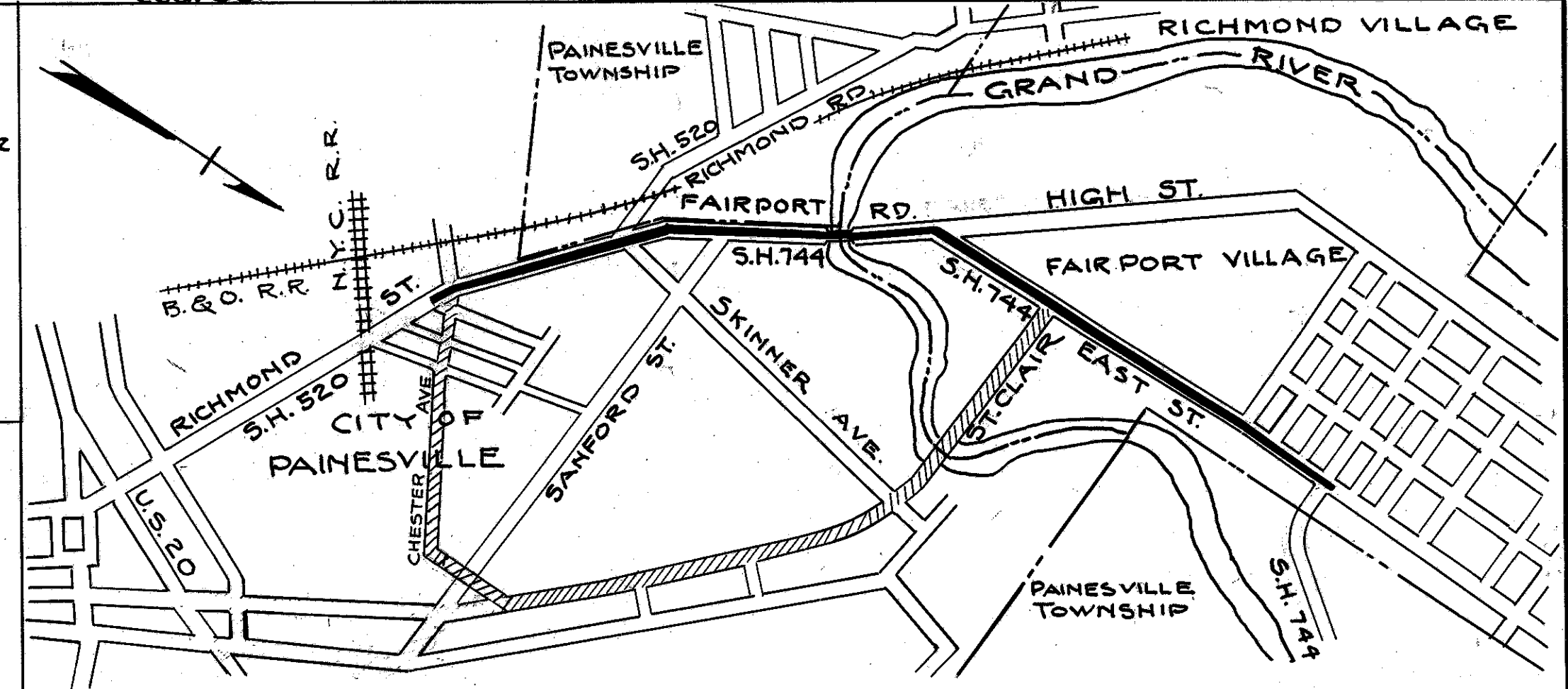
Sta. 92+90 to 96+10	= 320 Lin. ft.
320 x 29.5 ÷ 9	= 1049 Sq. yds.
Extra area at intersections	= 318 Sq. yds.
Total	= 1367 Sq. yds.

T-35 Asphaltic Concrete Surface Course 1 1/4" thick	1367 x 1 1/4 ÷ 36 = 47.47 Cu. yds.
B-35 Asphaltic Concrete Leveling Course 3/4" thick	1367 x 3/4 ÷ 36 = 47.47 Cu. yds.
Extra leveling course	= 19.50 Cu. yds.
Total	= 66.97 Cu. yds.
B-35 Asphaltic Concrete Base Course 3"	55 x 3 ÷ 36 = 4.6 Cu. Yds.
B-35 3" Asphaltic Concrete Leveling Course	55 x 3 ÷ 36 = 4.6 Cu. Yds.

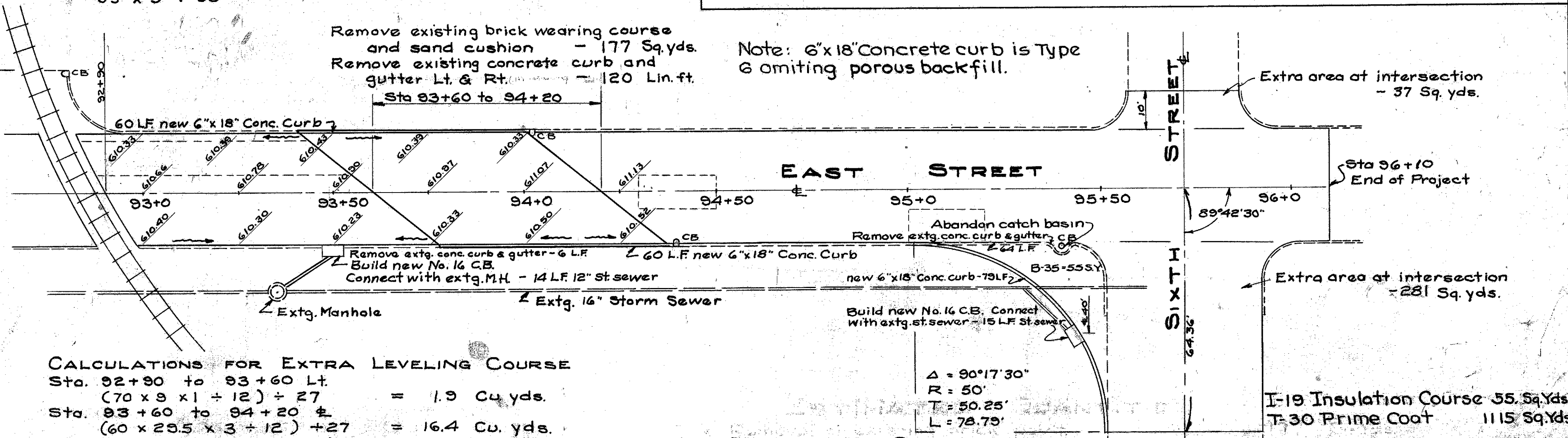


FORM DETAIL

Where the 3" leveling course in the widened area would finish more than 1/4" above the edge of the existing pavement, that portion below the dashed line shall be placed and compacted in a separate operation. The hatched portion above the dashed line shall be placed simultaneously with the full width leveling course.



DETOUR MAP
Scale 4"=1 Mile



CALCULATIONS FOR EXTRA LEVELING COURSE

Sta. 92+90 to 93+60 Lt.	(70 x 9 x 1 ÷ 12) ÷ 27 = 1.9 Cu. yds.
Sta. 93+60 to 94+20 ±	(60 x 29.5 x 3 ÷ 12) ÷ 27 = 16.4 Cu. yds.
Sta. 94+30 to 94+50 ±	(20 x 9 x 1 ÷ 12) ÷ 27 = 0.6 Cu. yds.
Sta. 95+00 to 95+20 Rt.	(20 x 9 x 1 ÷ 12) ÷ 27 = 0.6 Cu. yds.
Total	= 19.5 Cu. yds.

PAVEMENT DETAILS

Sta. 92+90 to Sta. 96+10
Scale 1"=20'
* Quantities carried to Sheet No. 12

ESTIMATED QUANTITIES

* No. 16 catch basins	2	Each
* 12" storm sewer (14+15)	29	Lin. Ft.
6" x 18" concrete curb (60+60+79) (Type G)	199	Lin. Ft.
Asphaltic concrete surface course 1 1/4" thick	47.5	Cu. Yds.
Asphaltic concrete leveling course	71.6	Cu. Yds.
Asphaltic concrete base course	4.6	Cu. Yds.
* Removal of existing brick wearing surface	177	Sq. Yds.
Removal of existing curb & gutter (60+60+6+64)	190	Lin. Ft.
* Abandon existing catch basin	1	Each