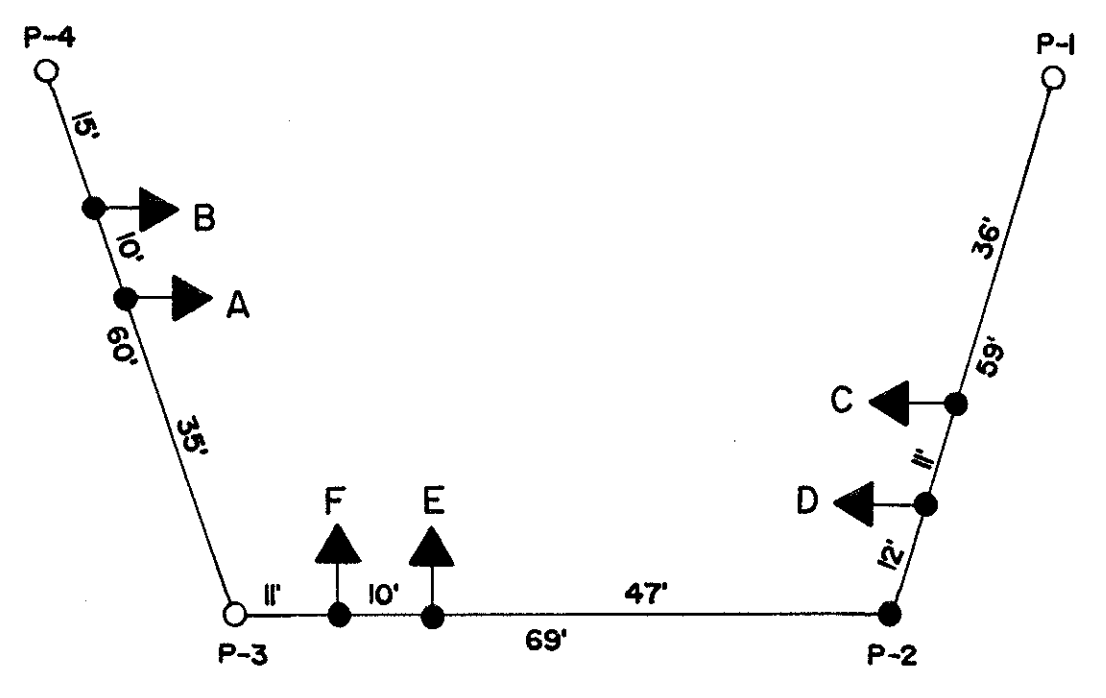
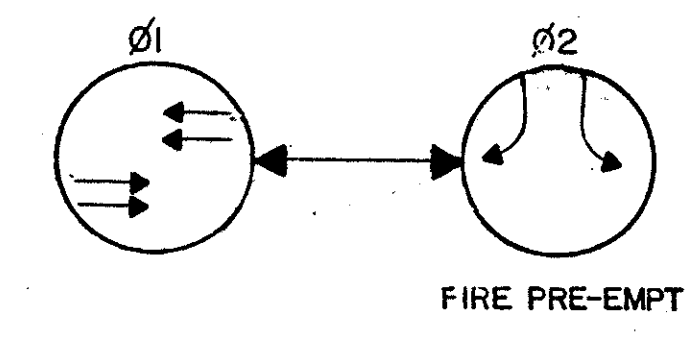


WIRING DIAGRAM

NOTE: 10 FOOT OF SC WIRE SHALL BE COILED IN P.B.1 FOR CONNECTION TO FIRE PRE-EMPTION BUTTON BY OTHERS



SPAN DIAGRAM



ACTUATION OF FIRE PRE-EMPTION

- Period 1. Phase in operation immediately begins clearance periods
 - a. Flashing "Yellow" to Steady Yellow
 - b. Steady "Yellow" to Red
- Period 2. All vehicular signals (except Firehouse Drive) "Red"
 - Firehouse Drive signal "Green"
- Period 3. Same as period 2 except, Firehouse Drive signal "Yellow"
- Period 4. Firehouse Drive signal "Red". A call has also been made for a full cycle. Each phase will be run starting with Phase I

PHASING DIAGRAM

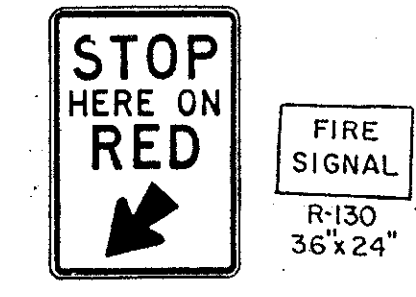
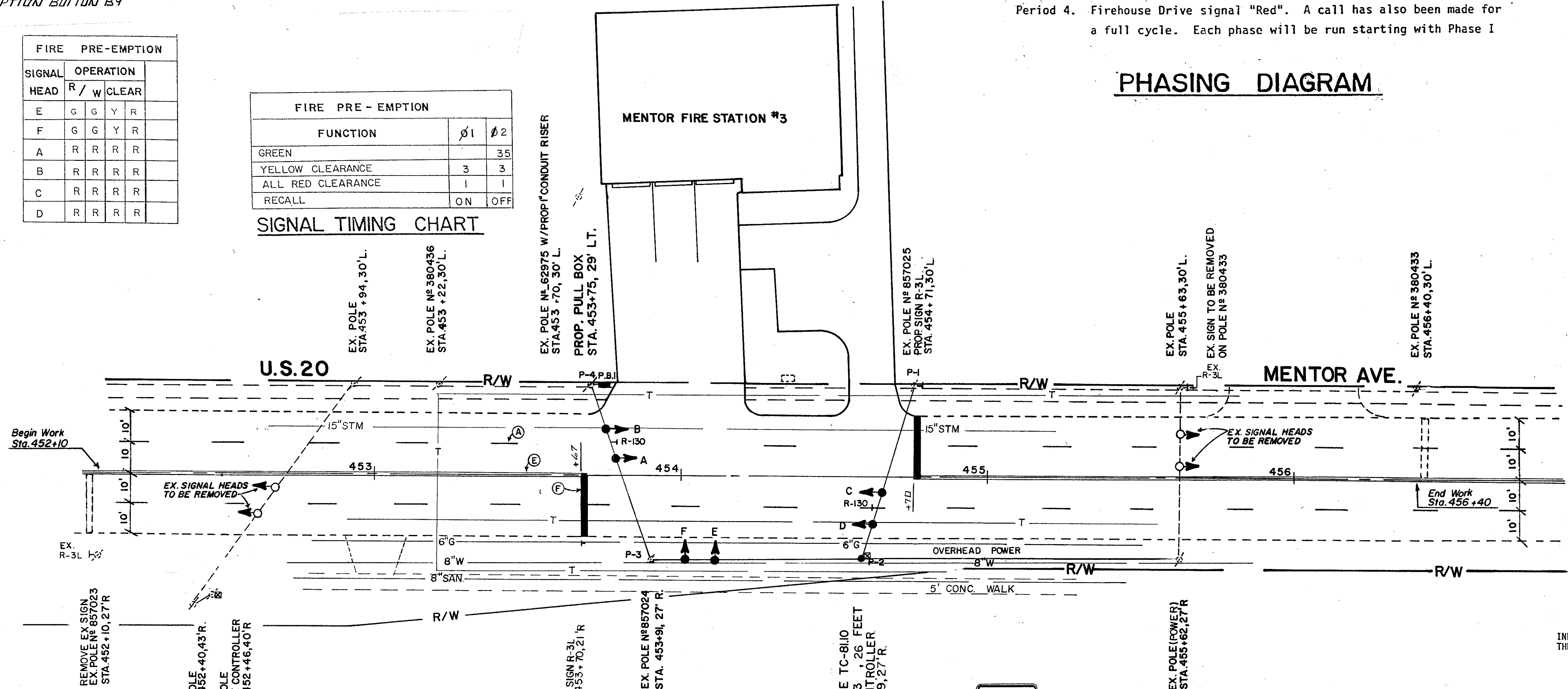
PAVEMENT MARKING LEGEND

- (A) LANE LINE
- (B) CENTER LINE, SINGLE BROKEN
- (C) CHANNELIZING LINE
- (D) DOTTED LINE (White or Yellow)
- (E) CENTER LINE, DOUBLE SOLID
- (F) STOP LINES
- (G) CROSSWALK LINES
- (H) CENTERLINE, DOUBLE BROKEN, 1 SOLID
- (I) TRANSVERSE LINES
- (J) LANE ARROW
- (K) WORD "ONLY" ON PAVEMENT, 72"
- (L) SCHOOL SYMBOL MARKING, 72"
- (M) ISLAND MARKING, YELLOW
- (N) PARKING STALL MARKING
- (P) YELLOW EDGE LINE

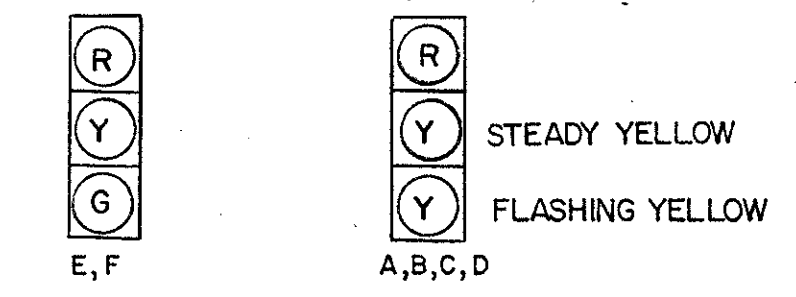
NORMAL OPERATION	
SIGNAL HEAD	FLASH
A	Y
B	Y
C	Y
D	Y
E	R
F	R

FIRE PRE-EMPTION					
SIGNAL HEAD	OPERATION		CLEAR		
	R	W			
E	G	G	Y	R	
F	G	G	Y	R	
A	R	R	R	R	
B	R	R	R	R	
C	R	R	R	R	
D	R	R	R	R	

FIRE PRE-EMPTION		
FUNCTION	Ø1	Ø2
GREEN		35
YELLOW CLEARANCE	3	3
ALL RED CLEARANCE	1	1
RECALL	ON	OFF



PROPOSED SIGNS



ALL 12" SIGNAL HEADS

THE UNDERGROUND UTILITIES ARE SHOWN ACCORDING TO INFORMATION FURNISHED BY THE UTILITIES CONCERNED AND THE STATE DOES NOT GUARANTEE THE ACCURACY THEREOF.

TRAFF-PRO CONSULTANTS INC.
WILLOUGHBY, OHIO

STATE OF OHIO
DEPARTMENT OF TRANSPORTATION

MENTOR FIRE STATION #3

DESIGNED	DRAWN	TRACED	CHECKED	REVIEW	DATE	REVISED