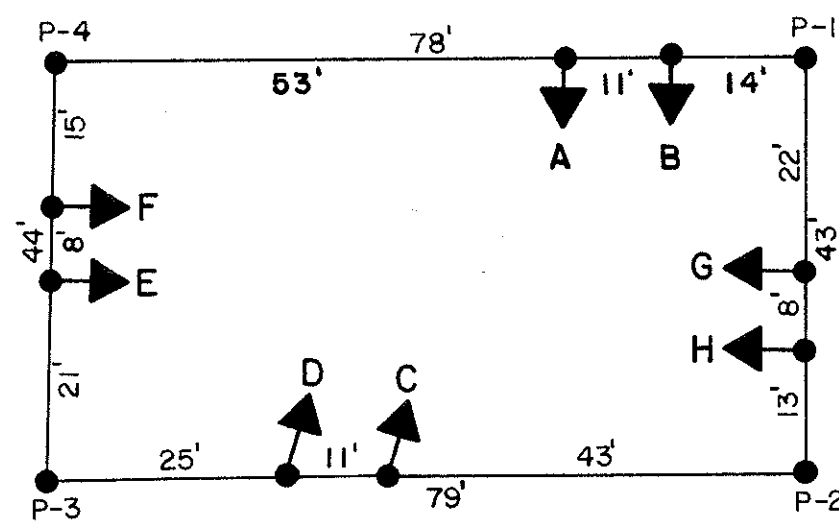
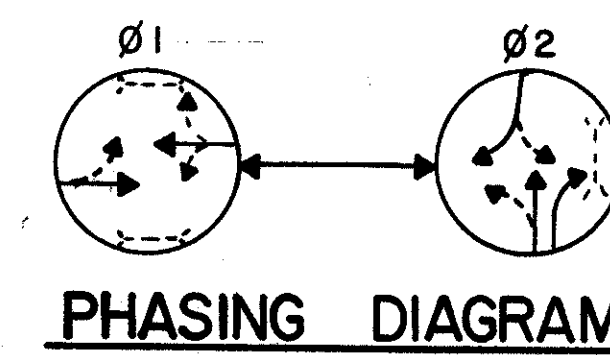


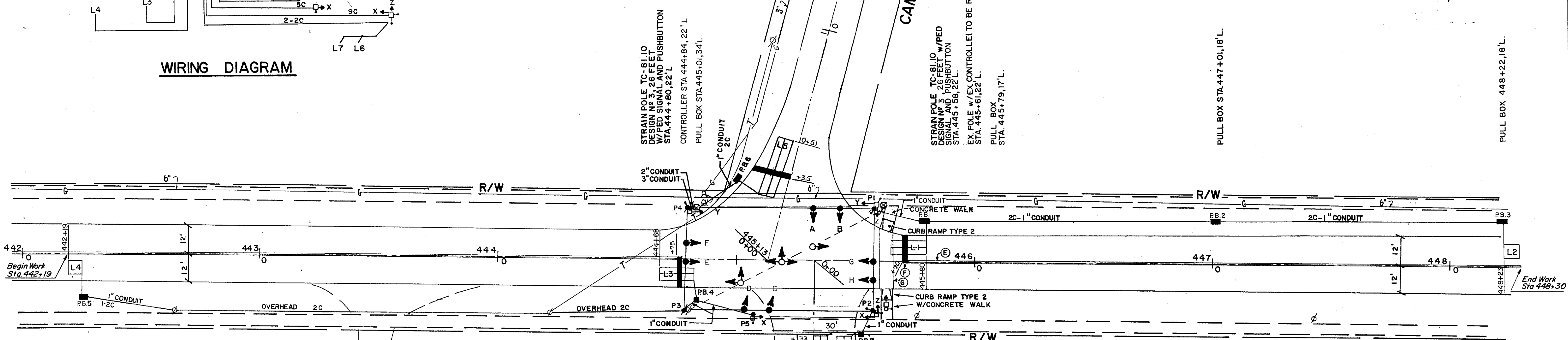
WIRING DIAGRAM



SPAN DIAGRAM



PHASING DIAGRAM



PULL BOX STA 422+26, 19' R  
EX. POLE STA 422+64, 24' R  
W/1" CONDUIT RISER

PULL BOX STA 433+25, 19' R

EX. POLE STA 444+22, 23' R

STRAIN POLE TC-8110  
DESIGN # 3, 26 FEET  
STA 444+76, 22' R  
EX. POLE STA 444+80, 22' R  
(POWER SERVICE)

PULL BOX STA 444+83, 18' R  
PEDESTAL 8 FEET  
W/PED SIGNAL & PUSHBUTTON  
STA. 445+06, 23' R

PULL BOX STA 445+52, 31' R

STRAIN POLE TC-8110  
DESIGN # 3, 26 FEET  
STA 445+57, 21' R

EX. PEDESTAL WITH PED  
SIGNAL AND PUSHBUTTON  
STA. 445+63, 20' R  
(To Be Removed)

EX. POLE STA 445+76, 23' R

PAVEMENT MARKING LEGEND

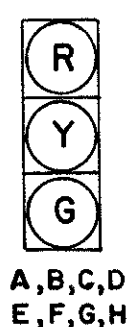
- (A.) LANE LINE
- (B.) CENTER LINE, SINGLE BROKEN
- (C.) CHANNELIZING LINE
- (D.) DOTTED LINE (White or Yellow)
- (E.) CENTER LINE, DOUBLE SOLID
- (F.) STOP LINES
- (G.) CROSSWALK LINES
- (H.) CENTERLINE, DOUBLE BROKEN, 1 SOLID
- (I.) TRANSVERSE LINES
- (J.) LANE ARROW
- (K.) WORD "ONLY" ON PAVEMENT, 72"
- (L.) SCHOOL SYMBOL MARKING, 72"
- (M.) ISLAND MARKING, YELLOW
- (N.) PARKING STALL MARKING
- (P.) YELLOW EDGE LINE

FUNCTION	Ø1	Ø2
MINIMUM GREEN	25	12
PED WALK	7	7
PED CLEARANCE	12	6
GREEN EXTENSION	4	2
MAXIMUM GREEN		22'
YELLOW CLEARANCE	3.5	3
ALL RED CLEARANCE	1	1.5
RECALL	ON	OFF

SIGNAL TIMING CHART

SIGNAL HEAD	Ø 1				Ø 2				FLASH
	R/W	CLEAR	R/W	CLEAR	R/W	CLEAR	R/W	CLEAR	
A, B	R	R	R	R	G	G	Y	R	R
C, D	R	R	R	R	G	G	Y	R	R
E, F	G	G	Y	R	R	R	R	R	Y
G, H	G	G	Y	R	R	R	R	R	Y
X-X	W	FDW	DW	DW	DW	DW	DW	DW	DARK
Y-Y	W	FDW	DW	DW	DW	DW	DW	DW	DARK
Z-Z	DW	DW	DW	DW	W	FDW	DW	DW	DARK

SIGNAL DISPLAY CHART



12" SIGNAL HEAD



TYPE D2

Loop	Size	Number of Turns	Mode	Delay (Sec.)	PHASE	Detector Unit
L 1	6' x 15'	2-4-2	PRESENCE		1	1
L 2	6' x 6'	3	PULSE		1	2
L 3	6' x 15'	2-4-2	PRESENCE		1	3
L 4	6' x 6'	3	PULSE		1	4
L 5	6' x 25'	2-4-2	PRESENCE		2	5
L 6	6' x 15'	2-4-2	PRESENCE	5	2	6
L 7	6' x 15'	2-4-2	PRESENCE		2	7

LOOP CHART

THE UNDERGROUND UTILITIES ARE SHOWN ACCORDING TO INFORMATION FURNISHED BY THE UTILITIES CONCERNED AND THE STATE DOES NOT GUARANTEE THE ACCURACY THEREOF.

TRAFF-PRO CONSULTANTS INC.  
WILLOUGHBY, OHIO

STATE OF OHIO  
DEPARTMENT OF TRANSPORTATION

S.R.283 & CAMPBELL RD.

DESIGNED	DRAWN	TRACED	CHECKED	REVIEW	DATE	REVISED
						8-2-84 AY