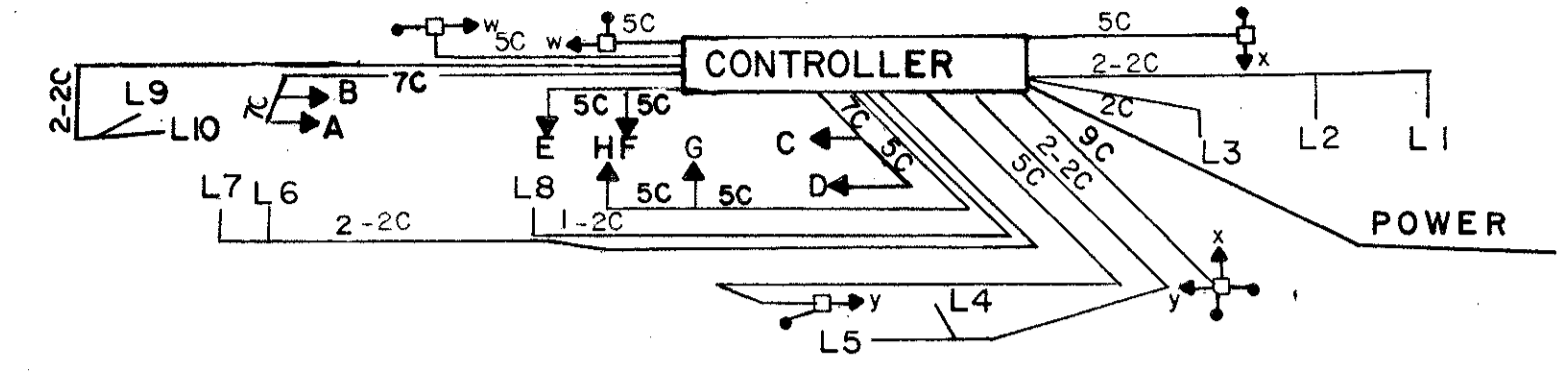
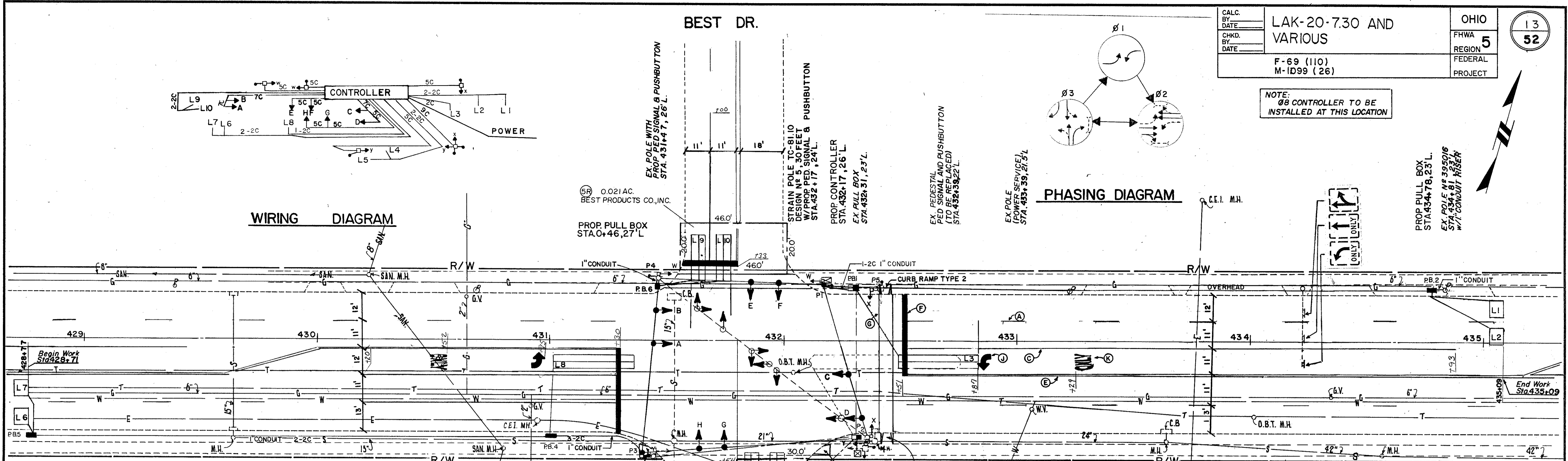



NOTE: Ø8 CONTROLLER TO BE INSTALLED AT THIS LOCATION



WIRING DIAGRAM

PHASING DIAGRAM



PROP. PULL BOX STA. 428+75.43 R.

PROP. PULL BOX STA. 430+99.42 R.  
 STRAIN POLE TC-8110 DESIGN N° 5, 30 FEET W/PROP. PED. SIGNAL AND PUSHBUTTON STA. 431+39.49 R.

EX. PULL BOX STA. 432+31.42 R.  
 EX. CONTROLLER (TO BE REMOVED) STA. 432+31

PAVEMENT MARKING LEGEND

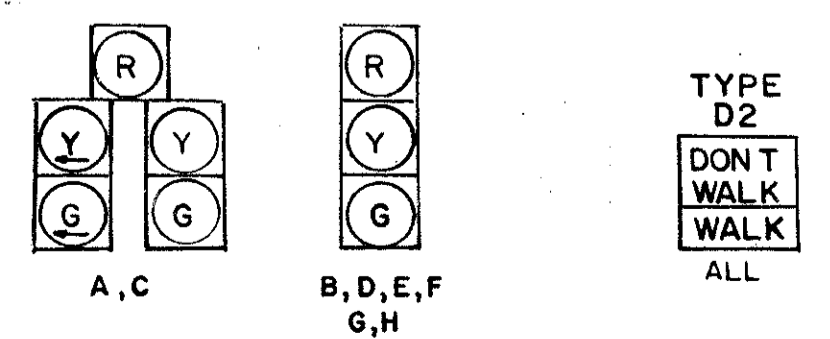
- (A) LANE LINE
- (B) CENTER LINE, SINGLE BROKEN
- (C) CHANNELIZING LINE
- (D) DOTTED LINE (White or Yellow)
- (E) CENTER LINE, DOUBLE SOLID
- (F) STOP LINES
- (G) CROSSWALK LINES
- (H) CENTERLINE, DOUBLE BROKEN, 1 SOLID
- (I) TRANSVERSE LINES
- (J) LANE ARROW
- (K) WORD "ONLY" ON PAVEMENT, 72"
- (L) SCHOOL SYMBOL MARKING, 72"
- (M) ISLAND MARKING, YELLOW
- (N) PARKING STALL MARKING
- (P) YELLOW EDGE LINE

SIGNAL HEAD	Ø1	Ø2	Ø3	FLASH
A	G/Y/R	R/G/Y	R/R/R	Y
B	R/R/R	G/G/Y	R/R/R	Y
C	R/G/Y	R/G/Y	R/R/R	Y
D	R/R/R	R/R/R	G/G/Y	R
E	R/R/R	R/R/R	R/R/R	R
F	R/R/R	R/R/R	R/R/R	R
G	R/R/R	R/R/R	R/R/R	R
H	R/R/R	R/R/R	R/R/R	R
W-W	DW/DW	DW/DW	DW/DW	DARK
X-X	DW/DW	DW/DW	DW/DW	DARK
Y-Y	DW/DW	DW/DW	DW/DW	DARK

FUNCTION	Ø1	Ø2	Ø3
MINIMUM GREEN	7	18	7
PED WALK		7	7
PED CLEARANCE		15	15
GREEN EXTENSION	2	4	2
MAXIMUM GREEN	20		15
YELLOW CLEARANCE	3	3	3
ALL RED CLEARANCE	1	1	1
RECALL	OFF	ON	OFF

SUGGESTED SIGNAL TIMING

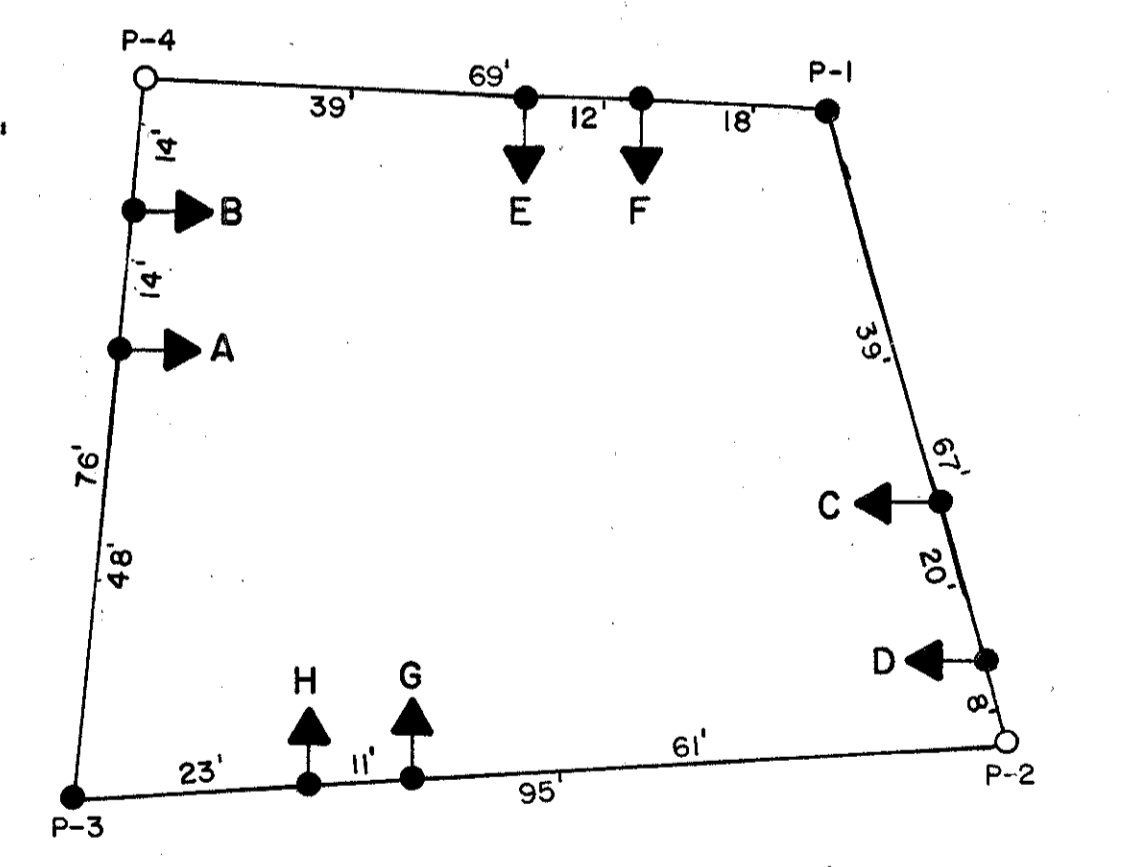
SIGNAL DISPLAY CHART



ALL 12" SIGNAL HEADS

Loop	Size	Number of Turns	Mode	Delay (Sec.)	PHASE	Detector Unit
L 1	6' x 7'	3	PULSE			1
L 2	6' x 7'	3	PULSE			2
L 3	6' x 3 5'	2-4-2	PRESENCE		1	3
L 4	6' x 2 0'	2-4-2	PRESENCE	5	4	4
L 5	6' x 2 0'	2-4-2	PRESENCE	2	3	5
L 6	6' x 7'	3	PULSE			6
L 7	6' x 7'	3	PULSE			7
L 8	6' x 3 5'	2-4-2	PRESENCE		1	8
L 9	6' x 2 0'	2-4-2	PRESENCE	5	4	9
L 10	6' x 2 0'	2-4-2	PRESENCE	2	3	10

LOOP CHART



SPAN DIAGRAM

THE UNDERGROUND UTILITIES ARE SHOWN ACCORDING TO INFORMATION FURNISHED BY THE UTILITIES CONCERNED AND THE STATE DOES NOT GUARANTEE THE ACCURACY THEREOF.

TRAFF-PRO CONSULTANTS INC.  
 WILLOUGHBY, OHIO  
 STATE OF OHIO  
 DEPARTMENT OF TRANSPORTATION  
 U.S. 20 & G.L.M. WEST DR.

DESIGNED	DRAWN	TRACED	CHECKED	REVIEW	DATE	REVISED