



**EXISTING SIGN
(TO BE REMOVED)**

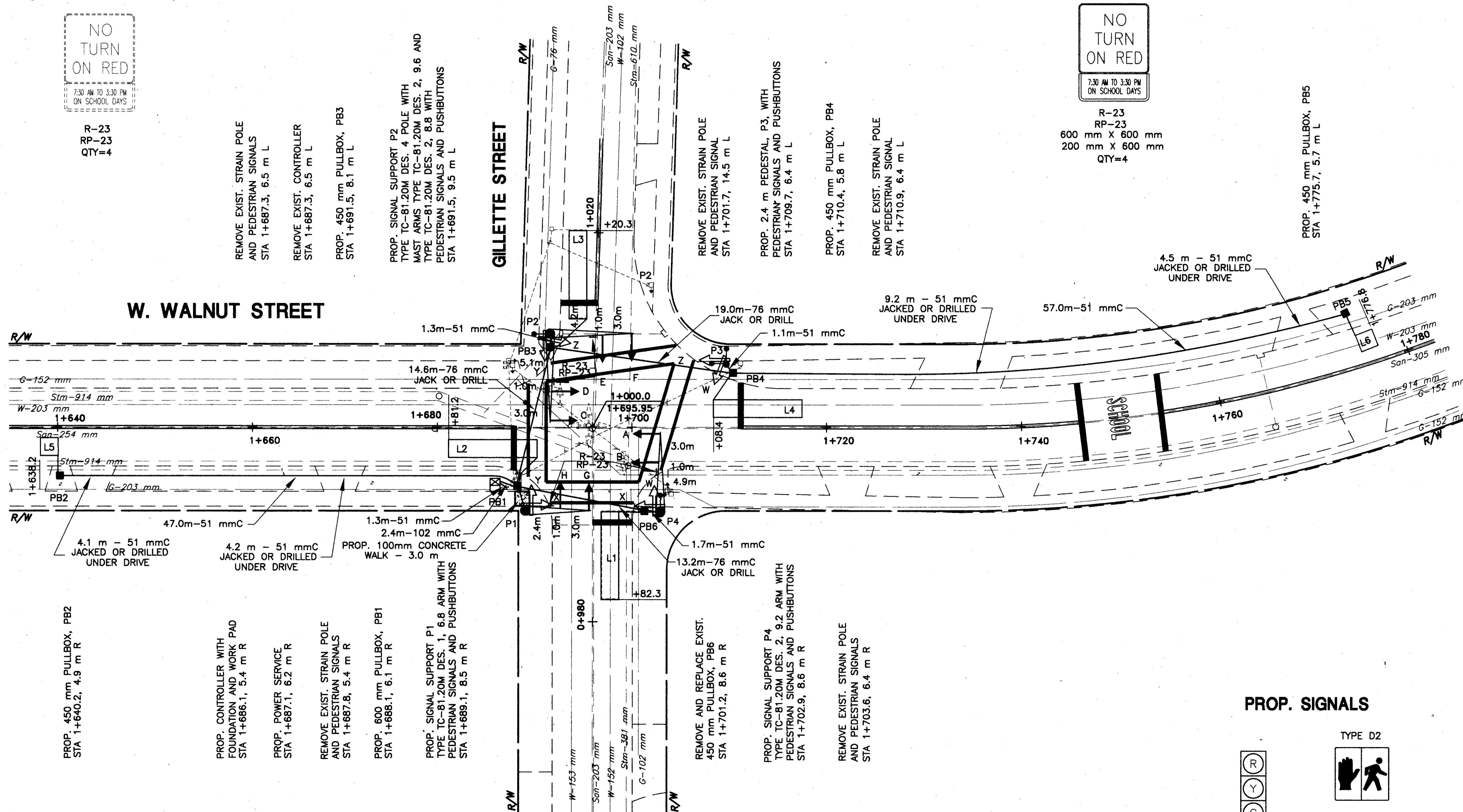


R-23
RP-23
QTY=4

PROP. SIGN



R-23
RP-23
600 mm X 600 mm
200 mm X 600 mm
QTY=4



REMOVE EXIST. STRAIN POLE
AND PEDESTRIAN SIGNALS
STA 1+687.3, 6.5 m L

REMOVE EXIST. CONTROLLER
STA 1+687.3, 6.5 m L

PROP. 450 mm PULLBOX, PB3
STA 1+691.5, 8.1 m L

PROP. SIGNAL SUPPORT P2
TYPE TC-81.20M DES. 4 POLE WITH
MAST ARMS TYPE TC-81.20M DES. 2, 9.6 AND
TYPE TC-81.20M DES. 2, 8.8 WITH
PEDESTRIAN SIGNALS AND PUSHBUTTONS
STA 1+691.5, 9.5 m L

REMOVE EXIST. STRAIN POLE
AND PEDESTRIAN SIGNAL
STA 1+701.7, 14.5 m L

PROP. 2.4 m PEDESTAL, P3, WITH
PEDESTRIAN SIGNALS AND PUSHBUTTONS
STA 1+709.7, 6.4 m L

PROP. 450 mm PULLBOX, PB4
STA 1+710.4, 5.8 m L

REMOVE EXIST. STRAIN POLE
AND PEDESTRIAN SIGNAL
STA 1+710.9, 6.4 m L

PROP. 450 mm PULLBOX, PB5
STA 1+775.7, 5.7 m L

PROP. 450 mm PULLBOX, PB2
STA 1+640.2, 4.9 m R

PROP. CONTROLLER WITH
FOUNDATION AND WORK PAD
STA 1+686.1, 5.4 m R

PROP. POWER SERVICE
STA 1+687.1, 6.2 m R

REMOVE EXIST. STRAIN POLE
AND PEDESTRIAN SIGNALS
STA 1+687.8, 5.4 m R

PROP. 600 mm PULLBOX, PB1
STA 1+688.1, 6.1 m R

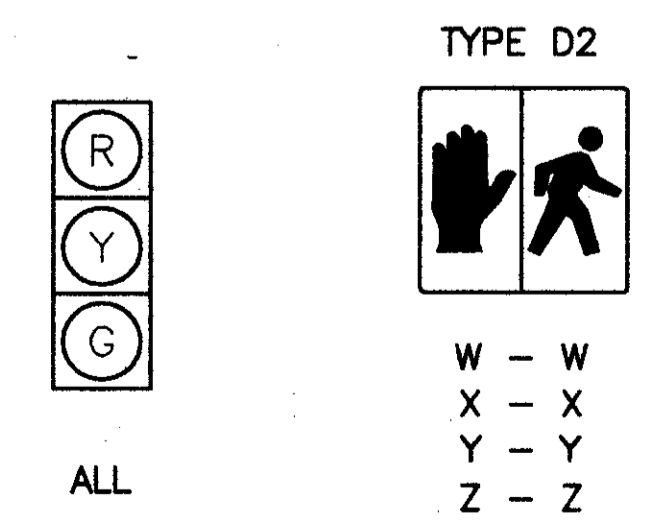
PROP. SIGNAL SUPPORT P1
TYPE TC-81.20M DES. 1, 6.8 ARM WITH
PEDESTRIAN SIGNALS AND PUSHBUTTONS
STA 1+689.1, 8.5 m R

REMOVE AND REPLACE EXIST.
450 mm PULLBOX, PB6
STA 1+701.2, 8.6 m R

PROP. SIGNAL SUPPORT P4
TYPE TC-81.20M DES. 2, 9.2 ARM WITH
PEDESTRIAN SIGNALS AND PUSHBUTTONS
STA 1+702.9, 8.6 m R

REMOVE EXIST. STRAIN POLE
AND PEDESTRIAN SIGNALS
STA 1+703.6, 6.4 m R

PROP. SIGNALS



ALL HEADS ARE 300 mm POLYCARBONATE

TRAFFIC CONTROL PLAN
W. WALNUT STREET & GILLETTE STREET

LAKE COUNTY
LAK-20-22-916/VARIOUS

80
111