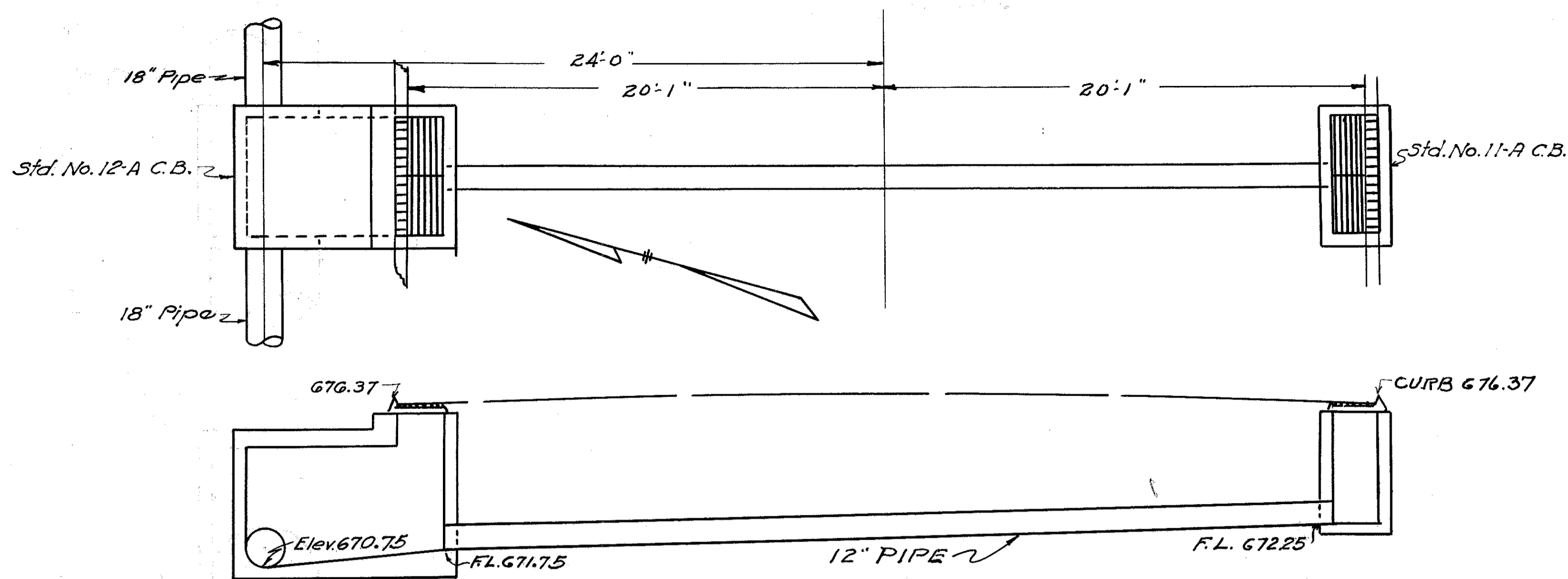


DRAINAGE STRUCTURE 4-C OF SHEET NO 9

STA 350+50



CULVERT DATA

Type Pipe Culvert
 Size 12"X37"
 Work Required Build Std. 12"X37" Pipe Culvert with Std. No. 11A Catch Basin on Rt. and Std. 12A Catch Basin on Lt.

ESTIMATED QUANTITIES

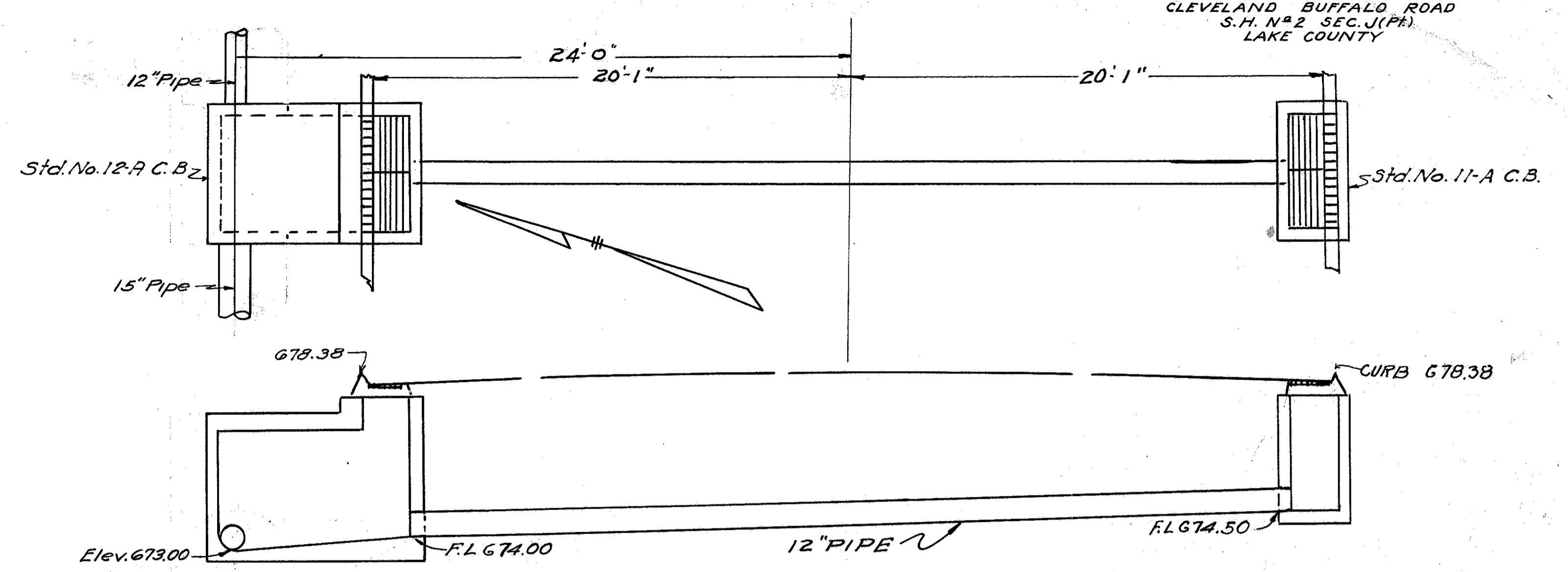
Excavation 11 Cu. Yds.
 12" Pipe for Culvert 37 Ft.
 Std. No. 12A Catch Basin 1 Each
 Std. No. 11A Catch Basin 1 Each

DRAINAGE STRUCTURE 1-C OF SHEET NO 10

STA 358+25

FED. RD. DIST. NO.	STATE	F. A. PROJECT	FISCAL YEAR	57
10	OHIO	4 (4)	1939	68

CLEVELAND BUFFALO ROAD
 S. H. N. 2 SEC. 1 (P. 6)
 LAKE COUNTY



CULVERT DATA

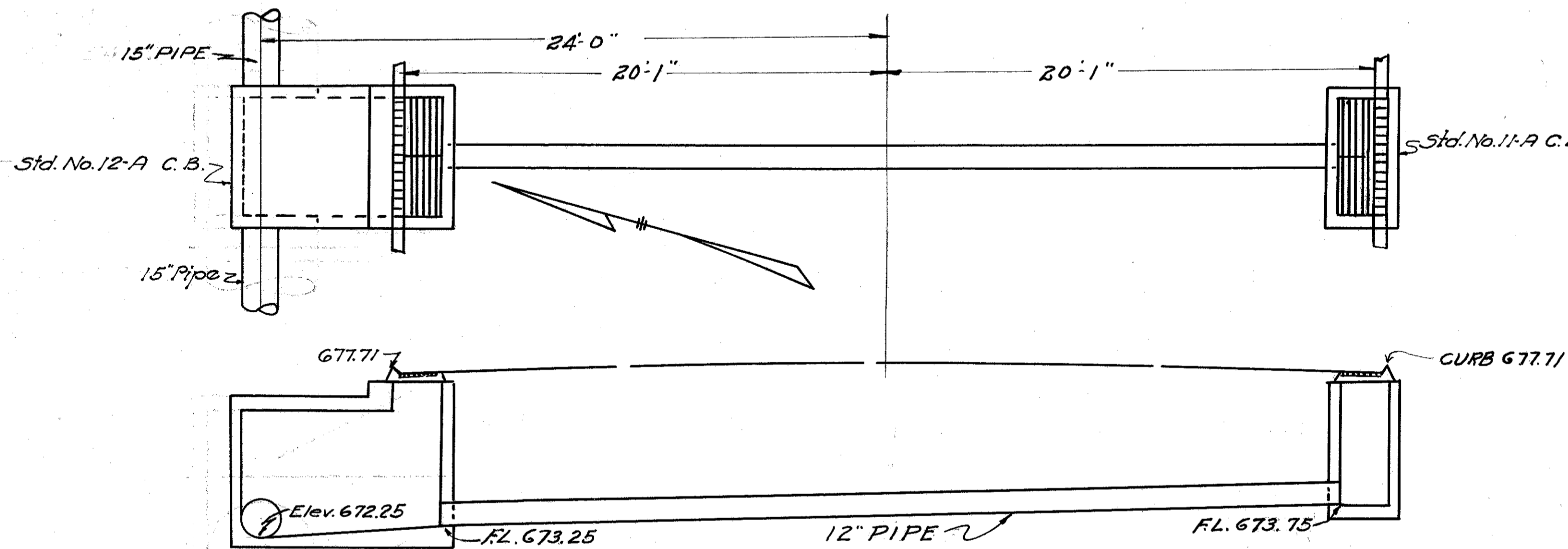
Type Pipe Culvert
 Size 12"X37"
 Work Required Build Std. 12"X37" Pipe Culvert with Std. No. 11A Catch Basin on Rt. and Std. 12A Catch Basin on Lt.

ESTIMATED QUANTITIES

Excavation 11 Cu. Yds.
 12" Pipe for Culvert 37 Ft.
 Std. No. 12A Catch Basin 1 Each
 Std. No. 11A Catch Basin 1 Each

DRAINAGE STRUCTURE 6-C OF SHEET NO 9

STA 355+50



CULVERT DATA

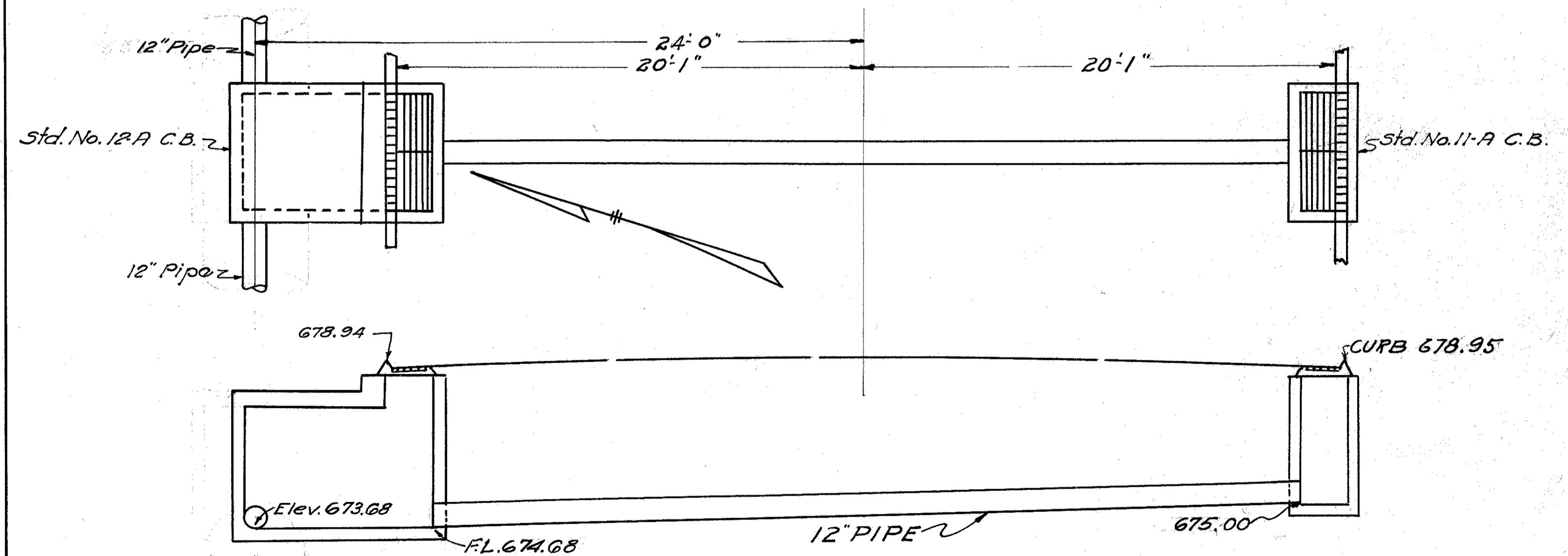
Type Pipe Culvert
 Size 12"X37"
 Work Required Build Std. 12"X37" Pipe Culvert with Std. No. 11A Catch Basin on Rt. and Std. 12A Catch Basin on Lt.

ESTIMATED QUANTITIES

Excavation 12 Cu. Yds.
 12" Pipe for Culvert 37 Ft.
 Std. No. 12A Catch Basin 1 Each
 Std. No. 11A Catch Basin 1 Each

DRAINAGE STRUCTURE 2-C OF SHEET NO 10

STA 360+50



CULVERT DATA

Type Pipe Culvert
 Size 12"X37"
 Work Required Build Std. 12"X37" Pipe Culvert with Std. No. 11A Catch Basin on Rt. and Std. 12A Catch Basin on Lt.

ESTIMATED QUANTITIES

Excavation 10 Cu. Yds.
 12" Pipe for Culvert 37 Ft.
 Std. No. 12A Catch Basin 1 Each
 Std. No. 11A Catch Basin 1 Each