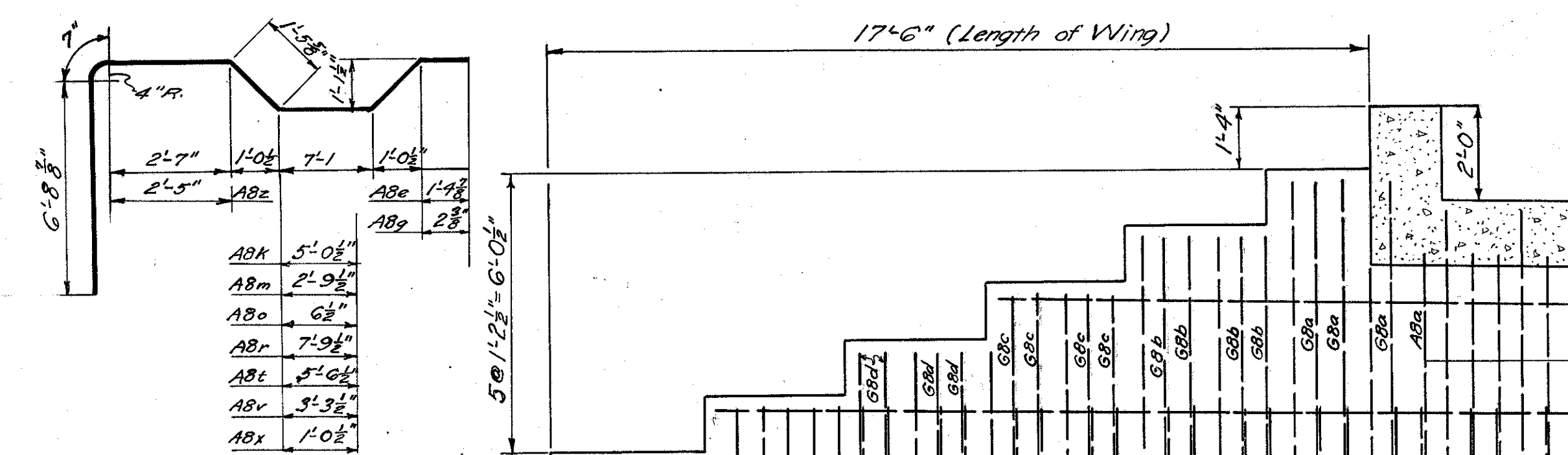
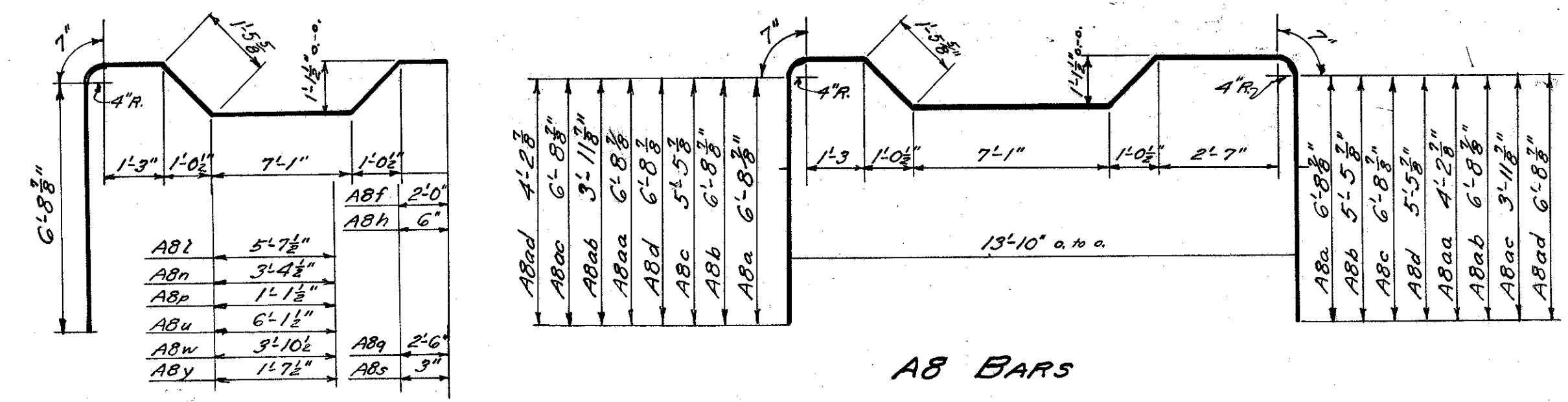


CLEVELAND-BUFFALO ROAD
S.H. 2 SEC. J (PT.)
LAKE COUNTY

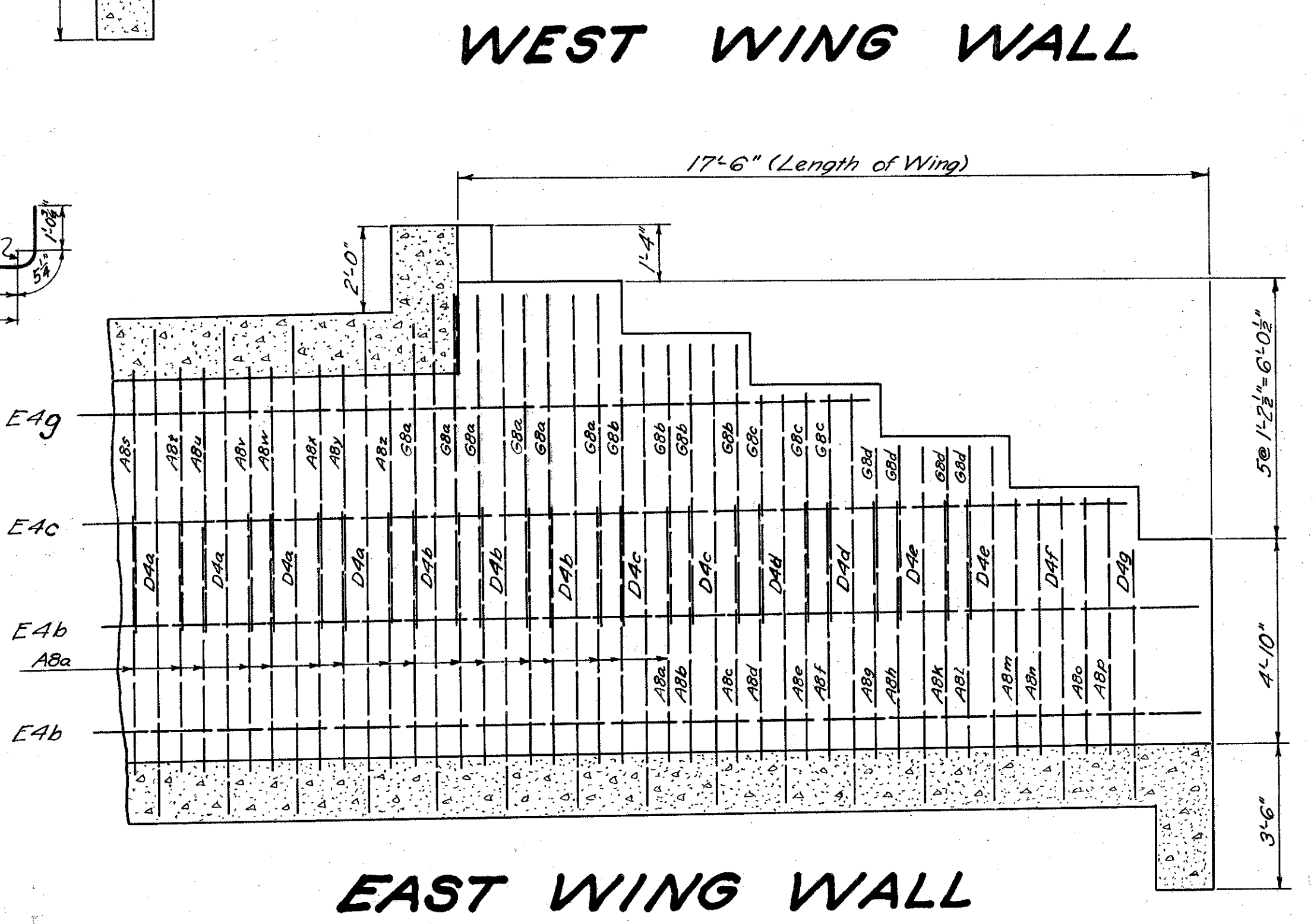
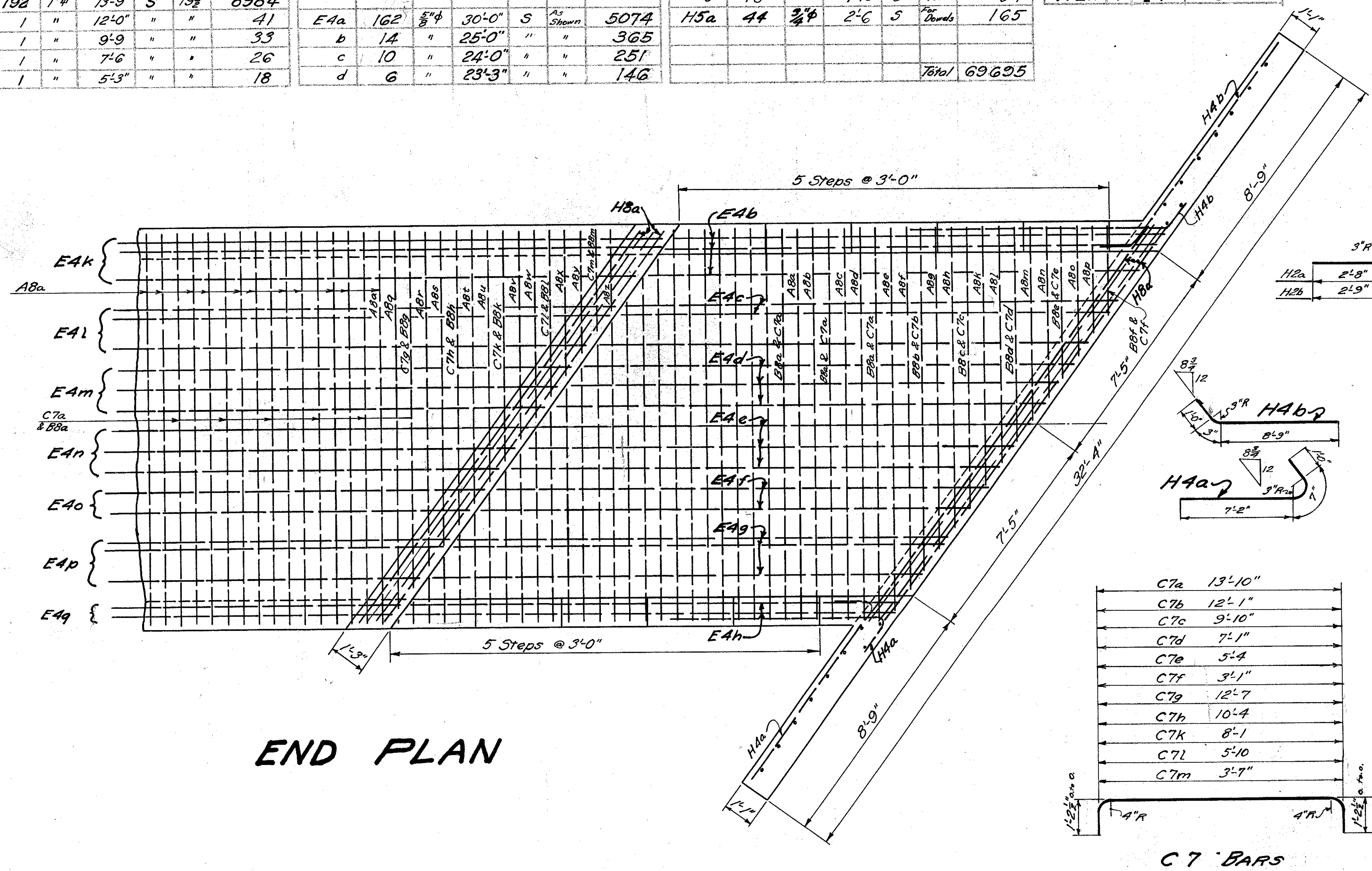
STEEL LIST

Mark	No.	Size	Length	Shape	Sp'g.	Weight	Mark	No.	Size	Length	Shape	Sp'g.	Weight	Mark	No.	Size	Length	Shape	Sp'g.	Weight
A8a	372	1"φ	28'-6"	B	6 1/2"	36078	B8f	1	1"φ	3'-0"	S	19 1/2"	10	E4e	6	5/8"φ	22'-6"	S	As Shown	141
b	1	"	27'-3"	"	"	93	g	1	"	12'-6"	"	"	43	f	4	"	21'-9"	"	"	91
c	1	"	27'-3"	"	"	93	h	1	"	10'-3"	"	"	35	g	10	"	21'-0"	"	"	219
d	1	"	27'-3"	"	"	93	k	1	"	8'-0"	"	"	27	h	12	"	20'-0"	"	"	251
e	1	"	21'-9"	"	"	73	l	1	"	5'-9"	"	"	20	k	3	"	30'-3"	"	"	95
f	1	"	20'-7"	"	"	70	m	1	"	3'-6"	"	"	12	l	3	"	28'-6"	"	"	89
g	1	"	20'-1 1/2"	"	"	68								m	3	"	27'-0"	"	"	85
h	1	"	19'-1"	"	"	65								n	3	"	25'-6"	"	"	80
k	1	"	16'-5"	"	"	56	C7a	192	1"φ	15'-8"	B	19 1/2"	8083	o	2	"	24'-0"	"	"	50
l	1	"	15'-8"	"	"	53	b	1	"	14'-0"	"	"	37	p	3	"	22'-9"	"	"	71
m	1	"	14'-2"	"	"	48	c	1	"	11'-9"	"	"	31	q	2	"	21'-0"	"	"	44
n	1	"	13'-5"	"	"	46	d	1	"	9'-6"	"	"	25	E4v	108	"	19'-0"	"	"	2142
o	1	"	11'-1"	"	"	41	e	1	"	7'-3"	"	"	19	s	4	"	18'-9"	"	"	78
p	1	"	11'-2"	"	"	38	f	1	"	5'-0"	"	"	13	t	2	"	29'-6"	"	"	62
q	1	"	21'-1"	"	"	72	g	1	"	14'-6"	"	"	39							
r	1	"	19'-2"	"	"	65	h	1	"	12'-3"	"	"	33	E8a	8	1"φ	6'-0"	S		164
s	1	"	18'-10"	"	"	64	k	1	"	10'-0"	"	"	27	G8a	9	1"φ	7'-9"	S		237
t	1	"	16'-11"	"	"	58	l	1	"	7'-9"	"	"	21	b	8	"	6'-6"	S		177
u	1	"	16'-2"	"	"	55	m	1	"	5'-6"	"	"	15	c	7	"	5'-6"	S		131
v	1	"	14'-8"	"	"	50								d	8	"	4'-3"	S		116
w	1	"	13'-11"	"	"	47	D4a	182	5/8"φ	11'-6"	S	19 1/2"	2185	H8a	8	1"φ	17'-0"	S		462
x	1	"	12'-5"	"	"	42	b	5	"	12'-2"	"	"	64	H4a	14	5/8"φ	8'-9"	B	8"	128
y	1	"	12'-6"	"	"	43	c	4	"	11'-0"	"	"	46	H4b	14	5/8"φ	10'-0"	B	8"	146
z	1	"	9'-9"	"	"	33	d	3	"	9'-9"	"	"	31	H2a	17	1/2"φ	4'-2"	B	12"	47
A8aa	2	"	26'-0"	"	"	177	e	4	"	8'-6"	"	"	35	b	17	"	4'-3"	B	12"	48
ab	2	"	25'-9"	"	"	175	f	3	"	7'-3"	"	"	23	c	2	"	17'-0"	S	12"	23
ac	2	"	25'-9"	"	"	175	g	3	"	6'-0"	"	"	19	d	6	"	17'-0"	S	12"	68
ad	2	"	26'-0"	"	"	177	h	2	"	4'-3"	"	"	9	e	18	"	7'-10"	S	12"	94
							D2a	180	3/8"φ	3'-0"	S	12"	203	H5a	44	3/8"φ	2'-6"	S	Threads	165
B8a	192	1"φ	13'-9"	S	19 1/2"	8984	E4a	162	5/8"φ	30'-0"	S	As Shown	5074							
b	1	"	12'-0"	"	"	41	b	14	"	25'-0"	"	"	365	Total						69695
c	1	"	9'-9"	"	"	33	c	10	"	24'-0"	"	"	251							
d	1	"	7'-6"	"	"	26	d	6	"	23'-3"	"	"	146							
e	1	"	5'-3"	"	"	18														



REPLACEMENT STEEL

Mark	No	Size	Length
R8a	2	1"φ	8'-0"
R7a	1	1"φ	8'-0"
R4a	2	5/8"φ	6'-6"
R2a	1	1/2"φ	6'-0"



ESTIMATED QUANTITIES

Excavation For Structures	162 Cu. Yds.
Channel Excavation	3179 Cu. Yds.
Concrete For Structures (Class "C")	396.5 Cu. Yds.
Reinforcing Steel	69695 Lbs.
Dowel Holes	55 Lin. Ft.
Waterproofing - Type "B"	100 Sq. Yd.
18" Pipe for Storm Sewers	2 Lin. Ft.
21" Pipe for Storm Sewers	2 Lin. Ft.
Type "A" Waterproofing	21.4 Sq. Yds.
Riprap "Type B"	105 Sq. Yds.

RED MILL CREEK
CULVERT EXTENSION