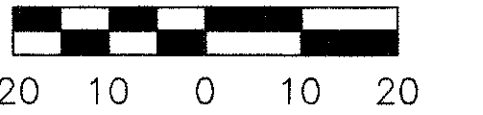

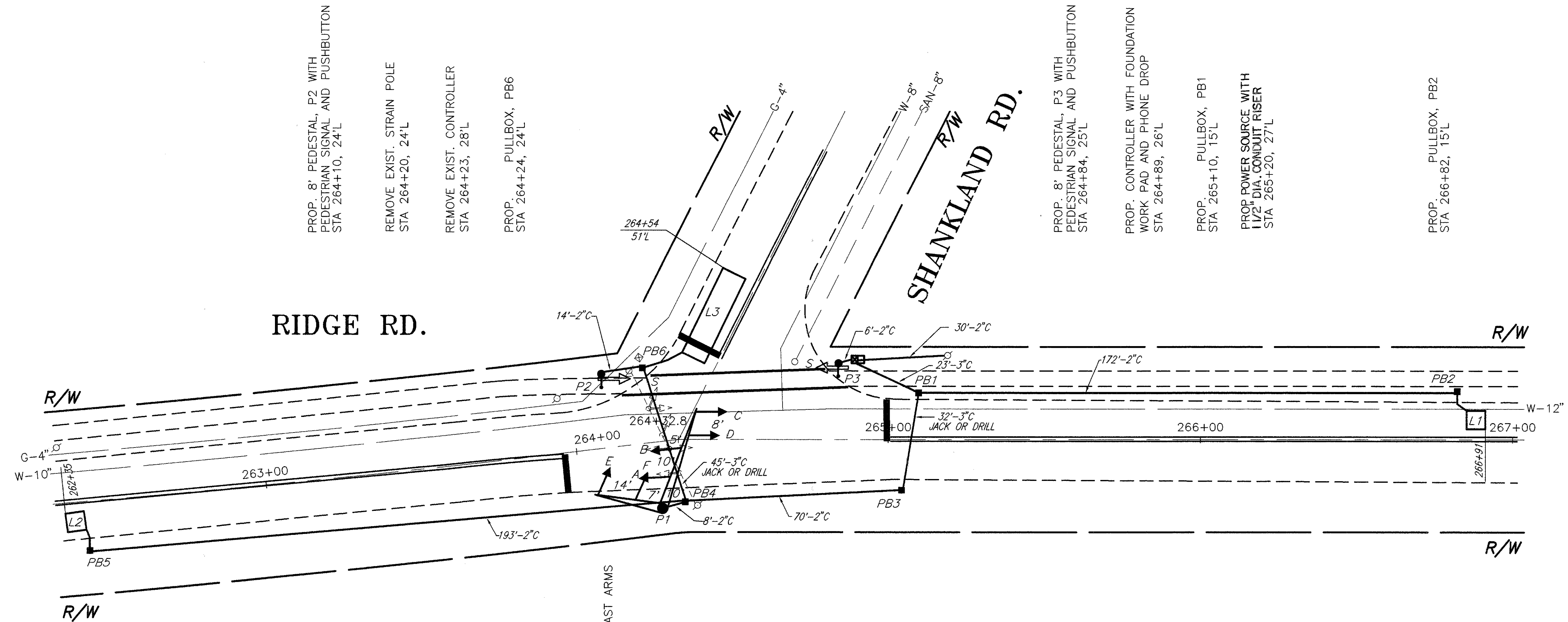


THE UNDERGROUND UTILITIES ARE SHOWN ACCORDING TO INFORMATION FURNISHED BY THE UTILITIES CONCERNED. THEIR ACCURACY IS NOT GUARANTEED, THEREFORE THEY SHOULD BE RECHECKED BEFORE UNDERGROUND CONSTRUCTION BEGINS.



SCALE



PROP. 8' PEDESTAL, P2 WITH PEDESTRIAN SIGNAL AND PUSHBUTTON STA 264+10, 24'L

REMOVE EXIST. STRAIN POLE STA 264+20, 24'L

REMOVE EXIST. CONTROLLER STA 264+23, 28'L

PROP. PULLBOX, PB6 STA 264+24, 24'L

PROP. 8' PEDESTAL, P3 WITH PEDESTRIAN SIGNAL AND PUSHBUTTON STA 264+84, 25'L

PROP. CONTROLLER WITH FOUNDATION WORK PAD AND PHONE DROP STA 264+89, 26'L

PROP. PULLBOX, PB1 STA 265+10, 15'L

PROP. POWER SOURCE WITH 1 1/2" DIA. CONDUIT RISER STA 265+20, 27'L

PROP. PULLBOX, PB2 STA 266+82, 15'L

PROP. PULLBOX, PB5 STA 262+42, 16'R

PROP. SIGNAL SUPPORT, P1 TYPE TC-81.20 DES. 11, WITH MAST ARMS TYPE TC-81.20 DES. 4, 34' AND TYPE TC-81.20 DES. 1, 22' STA 264+26, 22'R

PROP. PULLBOX, PB4 STA 264+35, 20'R

REMOVE EXIST. WOOD POLE STA 264+39, 21'R

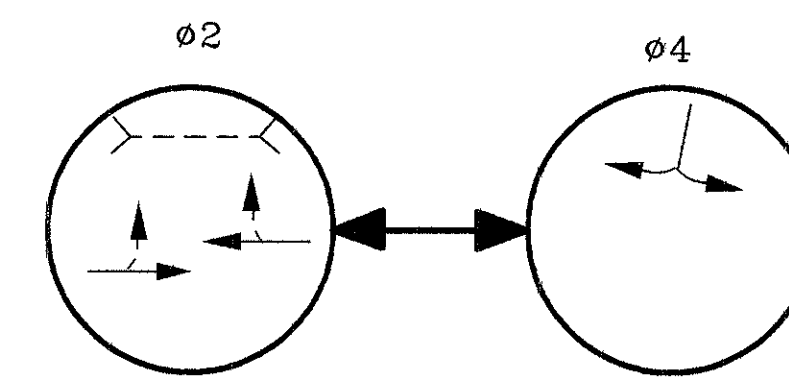
PROP. PULLBOX, PB3 STA 265+04, 16'R



R-73A-9
QTY. = 2

PED SIGNS

PHASING DIAGRAM



SIGNALS



ALL

TYPE "D-2"



S - S

ALL HEADS ARE 12" POLY
SIGNALS A,B,C,D TO HAVE TUNNEL VISORS