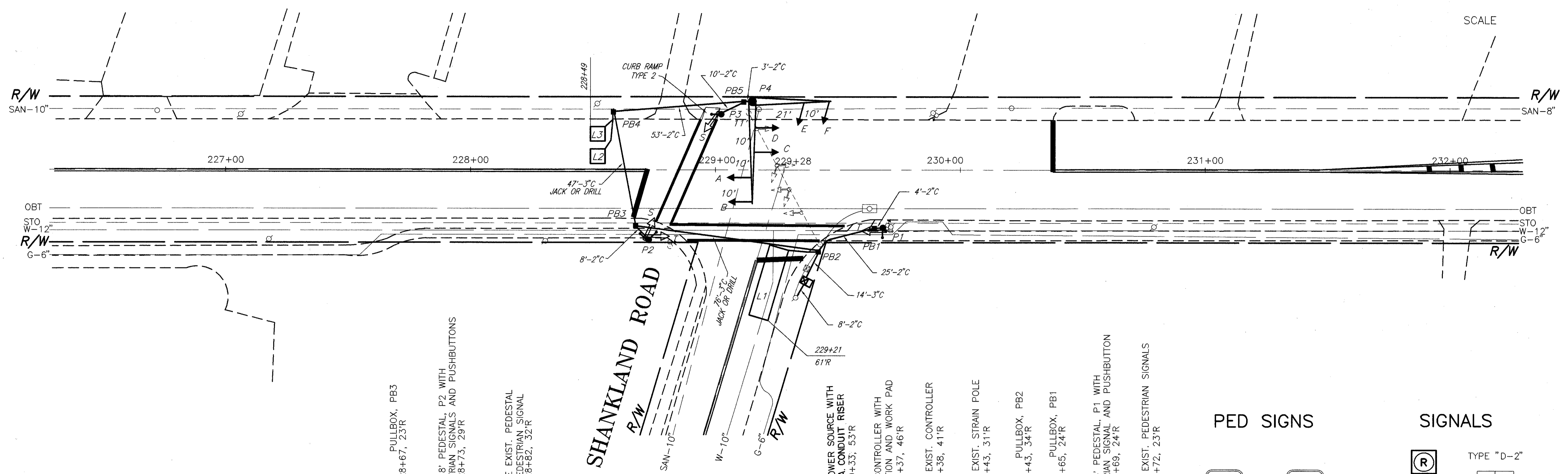


EUCLID AVE.

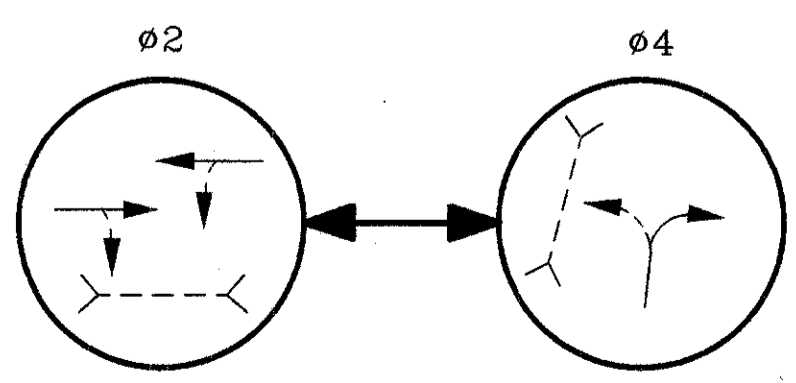


THE UNDERGROUND UTILITIES ARE SHOWN ACCORDING TO INFORMATION FURNISHED BY THE UTILITIES CONCERNED. THEIR ACCURACY IS NOT GUARANTEED, THEREFORE THEY SHOULD BE RECHECKED BEFORE UNDERGROUND CONSTRUCTION BEGINS.

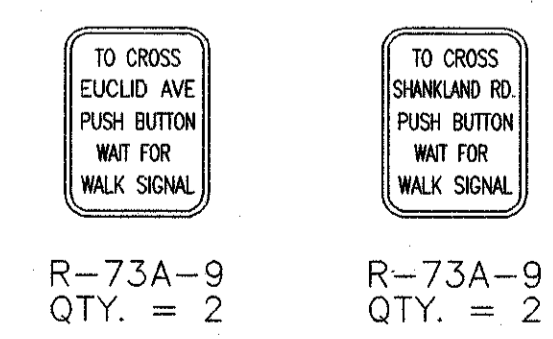
- PROP. PULLBOX, PB4
STA 228+58, 24'L
- PROP. 8' PEDESTAL, P3 WITH PEDESTRIAN SIGNAL AND PUSHBUTTON
STA 229+02, 23'L
- PROP. PULLBOX, PB5
STA 229+11, 28'L
- PROP. SIGNAL SUPPORT, P4
TYPE TC-81, 20' DES. 1, 2, WITH MAST ARMS
TYPE TC-81, 20' DES. 11, 42', AND
TYPE TC-81, 20' DES. 3, 52'
STA 229+15, 28'L
- REMOVE EXIST. STRAIN POLE
STA 229+16, 23'L
- REMOVE EXIST. PEDESTRIAN SIGNAL
STA 230+88, 23'L

- PROP. PULLBOX, PB3
STA 228+67, 23'R
- PROP. 8' PEDESTAL, P2 WITH PEDESTRIAN SIGNALS AND PUSHBUTTONS
STA 228+73, 29'R
- REMOVE EXIST. PEDESTAL AND PEDESTRIAN SIGNAL
STA 228+82, 32'R
- PROP. POWER SOURCE WITH 1 1/2" DIA. CONDUIT RISER
STA 229+33, 53'R
- PROP. CONTROLLER WITH FOUNDATION AND WORK PAD
STA 229+37, 46'R
- REMOVE EXIST. CONTROLLER
STA 229+38, 41'R
- REMOVE EXIST. STRAIN POLE
STA 229+43, 31'R
- PROP. PULLBOX, PB2
STA 229+43, 34'R
- PROP. PULLBOX, PB1
STA 229+65, 24'R
- PROP. 8' PEDESTAL, P1 WITH PEDESTRIAN SIGNAL AND PUSHBUTTON
STA 229+69, 24'R
- REMOVE EXIST. PEDESTRIAN SIGNALS
STA 229+72, 23'R

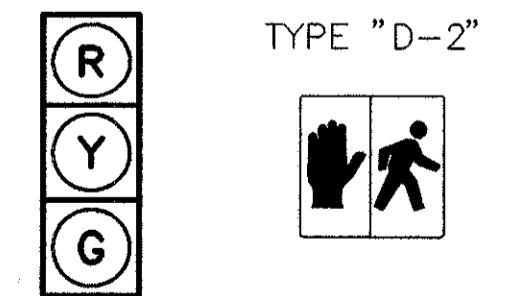
PHASING DIAGRAM



PED SIGNS



SIGNALS



ALL HEADS ARE 12" POLY
SIGNALS A, B, C & D SHALL HAVE TUNNEL VISORS