



ALL HEADS ARE 12" POLY

**SIGNALS**

**PED SIGNS**

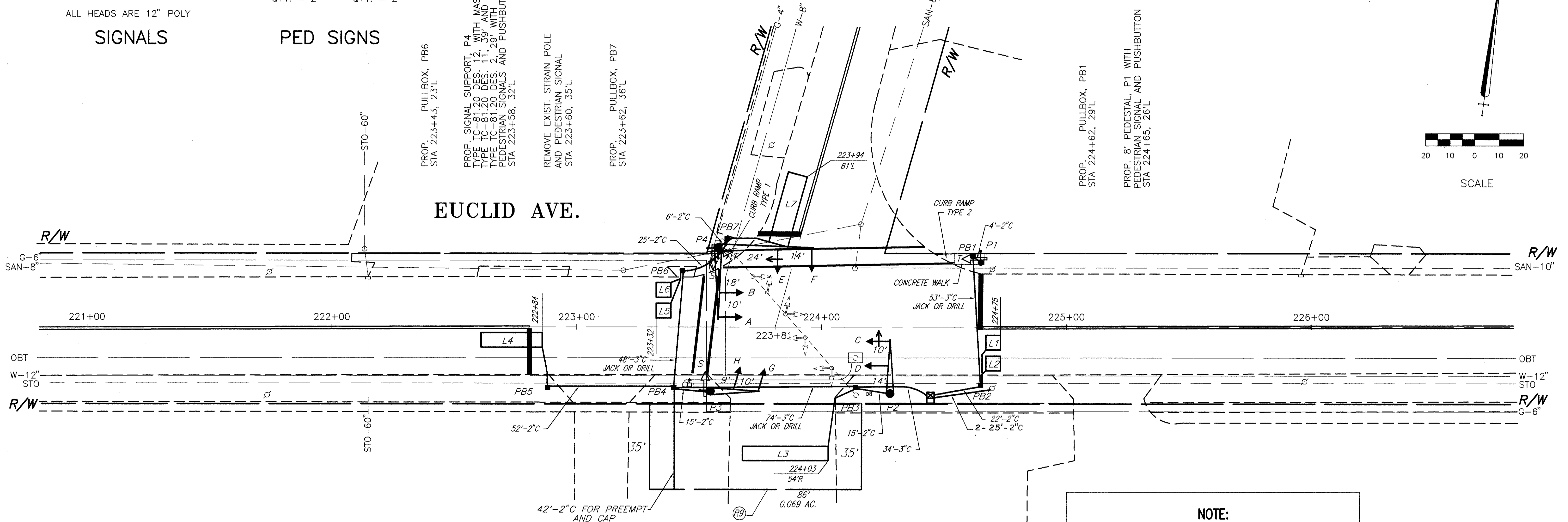
THE UNDERGROUND UTILITIES ARE SHOWN ACCORDING TO INFORMATION FURNISHED BY THE UTILITIES CONCERNED. THEIR ACCURACY IS NOT GUARANTEED, THEREFORE THEY SHOULD BE RECHECKED BEFORE UNDERGROUND CONSTRUCTION BEGINS.



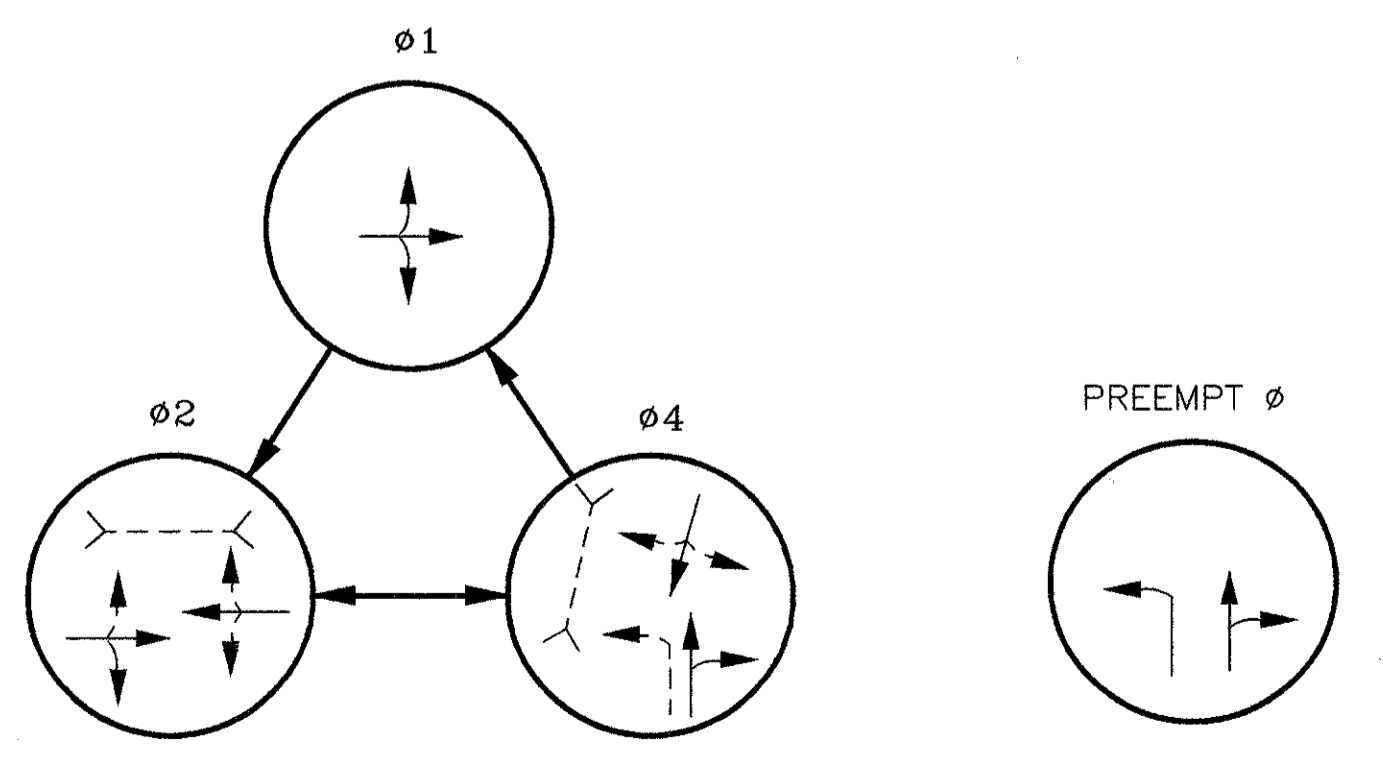
**HAMMAN INDUSTRIAL PARKWAY**

**EUCLID AVE.**

**FIRE STATION**



**NOTE:**  
CITY WILL INSTALL AND HOOK UP PREEMPT CABLE TO CONTROLLER



NOTE:  
OMIT Ø 1 IF Ø 2 IS ON

**PHASING DIAGRAM**

- PROP. SIGNAL SUPPORT, P4  
TYPE TC-81.20 DES. 1, 12, 30' AND  
TYPE TC-81.20 DES. 1, 1, 20' WITH  
PEDESTRIAN SIGNALS AND PUSHBUTTONS  
STA 223+58, 32'L
- REMOVE EXIST. STRAIN POLE  
AND PEDESTRIAN SIGNAL  
STA 223+60, 35'L
- PROP. SIGNAL SUPPORT, P3  
TYPE TC-81.20 DES. 1, 20' ARM  
PEDESTRIAN SIGNAL AND PUSHBUTTON  
STA 223+55, 27'R
- PROP. SIGNAL SUPPORT, P2  
TYPE TC-81.20 DES. 2, 25' ARM  
STA 224+29, 28'R
- PROP. CONTROLLER WITH  
FOUNDATION AND WORK PAD  
STA 224+46, 28'R
- PROP. PULLBOX, PB2  
STA 224+66, 24'R  
PROP. POWER SOURCE WITH  
1 1/2" DIA CONDUIT RISER  
STA 224+72, 26'R
- PROP. PULLBOX, PB5  
STA 222+86, 25'R
- PROP. PULLBOX, PB4  
STA 223+40, 25'R
- REMOVE EXIST. PEDESTRIAN SIGNAL  
STA 223+44, 23'R
- PROP. PULLBOX, PB3  
STA 224+15, 25'R
- REMOVE EXIST. STRAIN POLE  
STA 224+15, 28'R
- REMOVE EXIST. CONTROLLER  
STA 224+20, 28'R
- PROP. PULLBOX, PB6  
STA 223+43, 23'L
- PROP. SIGNAL SUPPORT, P1  
TYPE TC-81.20 DES. 1, 12, 30' AND  
TYPE TC-81.20 DES. 2, 20' WITH  
PEDESTRIAN SIGNALS AND PUSHBUTTONS  
STA 223+58, 32'L
- REMOVE EXIST. STRAIN POLE  
AND PEDESTRIAN SIGNAL  
STA 223+60, 35'L
- PROP. PULLBOX, PB7  
STA 223+62, 36'L
- PROP. CONTROLLER WITH  
FOUNDATION AND WORK PAD  
STA 224+46, 28'R
- PROP. PULLBOX, PB1  
STA 224+62, 29'L
- PROP. 8' PEDESTAL, P1 WITH  
PEDESTRIAN SIGNAL AND PUSHBUTTON  
STA 224+65, 26'L