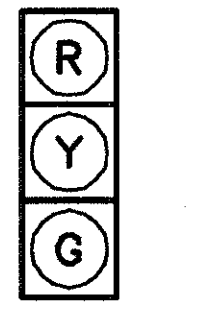
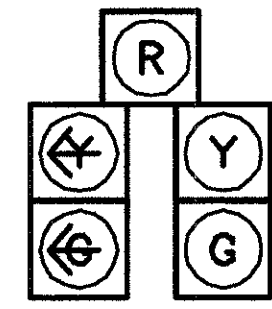



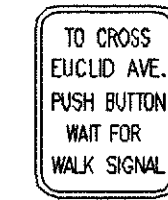
SIGNALS A, B, C & D TO HAVE TUNNEL VISORS



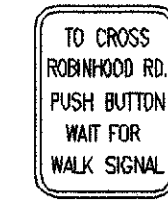
TYPE "D-2"



S - S  
T - T



R-73A-9  
QTY. = 2



R-73A-9  
QTY. = 2

ALL HEADS ARE 12" POLY

SIGNALS

PED SIGNS

PROP. SIGNAL SUPPORT, P2  
TYPE TC-81.20 DES. 1, 18' WITH  
PEDESTRIAN SIGNAL AND PUSHBUTTON  
STA 207+66, 235L


PROP. PULLBOX, PB2  
STA 207+33, 261L

REMOVE EXIST. STRAIN POLE  
AND PEDESTRIAN SIGNAL  
STA 207+61, 271L

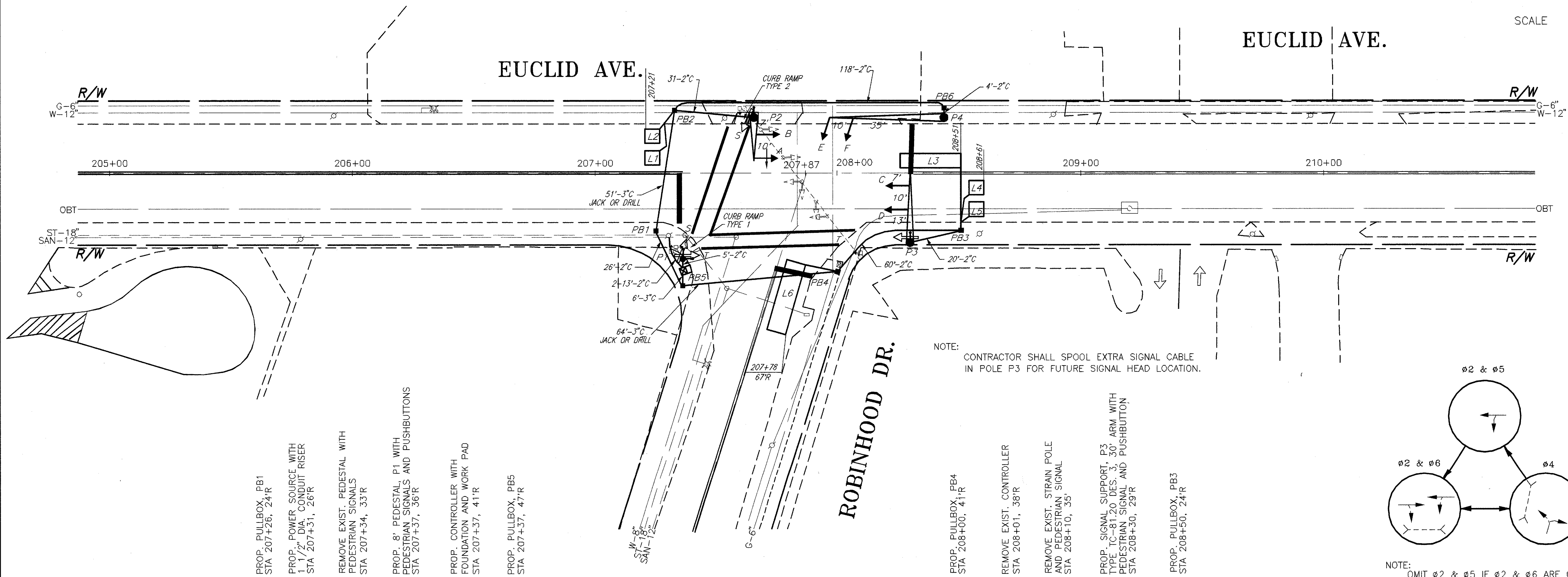
PROP. PULLBOX, PB6  
STA 208+44, 271L

PROP. SIGNAL SUPPORT, P4  
TYPE TC-81.20 DES. 12, 46' ARM  
STA 208+44, 235L

THE UNDERGROUND UTILITIES ARE SHOWN ACCORDING TO INFORMATION FURNISHED BY THE UTILITIES CONCERNED. THEIR ACCURACY IS NOT GUARANTEED, THEREFORE THEY SHOULD BE RECHECKED BEFORE UNDERGROUND CONSTRUCTION BEGINS.



SCALE



NOTE:  
CONTRACTOR SHALL SPOOL EXTRA SIGNAL CABLE IN POLE P3 FOR FUTURE SIGNAL HEAD LOCATION.

PROP. PULLBOX, PB1  
STA 207+26, 24R

PROP. POWER SOURCE WITH  
1 1/2" DIA. CONDUIT RISER  
STA 207+31, 26R

REMOVE EXIST. PEDESTAL WITH  
PEDESTRIAN SIGNALS  
STA 207+34, 33R

PROP. 8' PEDESTAL, P1 WITH  
PEDESTRIAN SIGNALS AND PUSHBUTTONS  
STA 207+37, 36R

PROP. CONTROLLER WITH  
FOUNDATION AND WORK PAD  
STA 207+37, 41R

PROP. PULLBOX, PB5  
STA 207+37, 47R

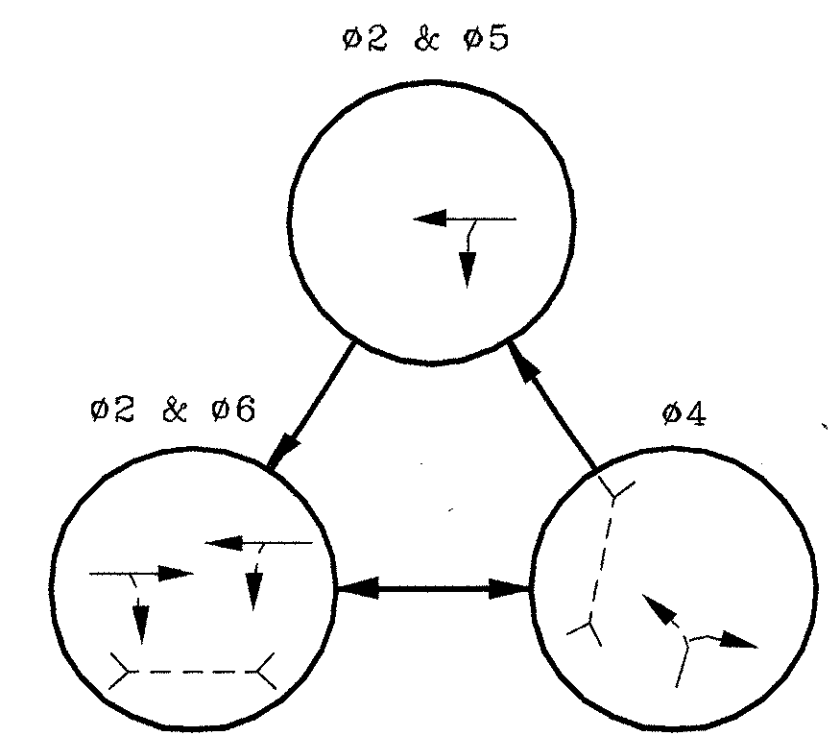
PROP. PULLBOX, PB4  
STA 208+00, 41R

REMOVE EXIST. CONTROLLER  
STA 208+01, 38R

REMOVE EXIST. STRAIN POLE  
AND PEDESTRIAN SIGNAL  
STA 208+10, 35'

PROP. SIGNAL SUPPORT, P3  
TYPE TC-81.20 DES. 3, 30' ARM WITH  
PEDESTRIAN SIGNAL AND PUSHBUTTON  
STA 208+30, 29R

PROP. PULLBOX, PB3  
STA 208+50, 24R



NOTE:  
OMIT 02 & 05 IF 02 & 06 ARE ON

PHASING DIAGRAM