

NOTE:
OMIT ø 1 IF ø 2 IS ON
PHASING DIAGRAM

PROP. PULLBOX, PB4
STA 184+83, 19'L

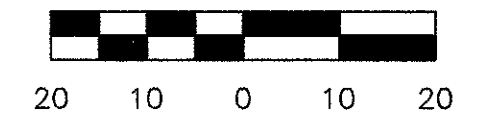

PROP. SIGNAL SUPPORT, P4
TYPE TC-81.20 DES. 1, 20' ARM
STA 184+94, 23'L

REMOVE EXIST. POLE
AND PEDESTRIAN SIGNALS
STA 185+07, 30'L

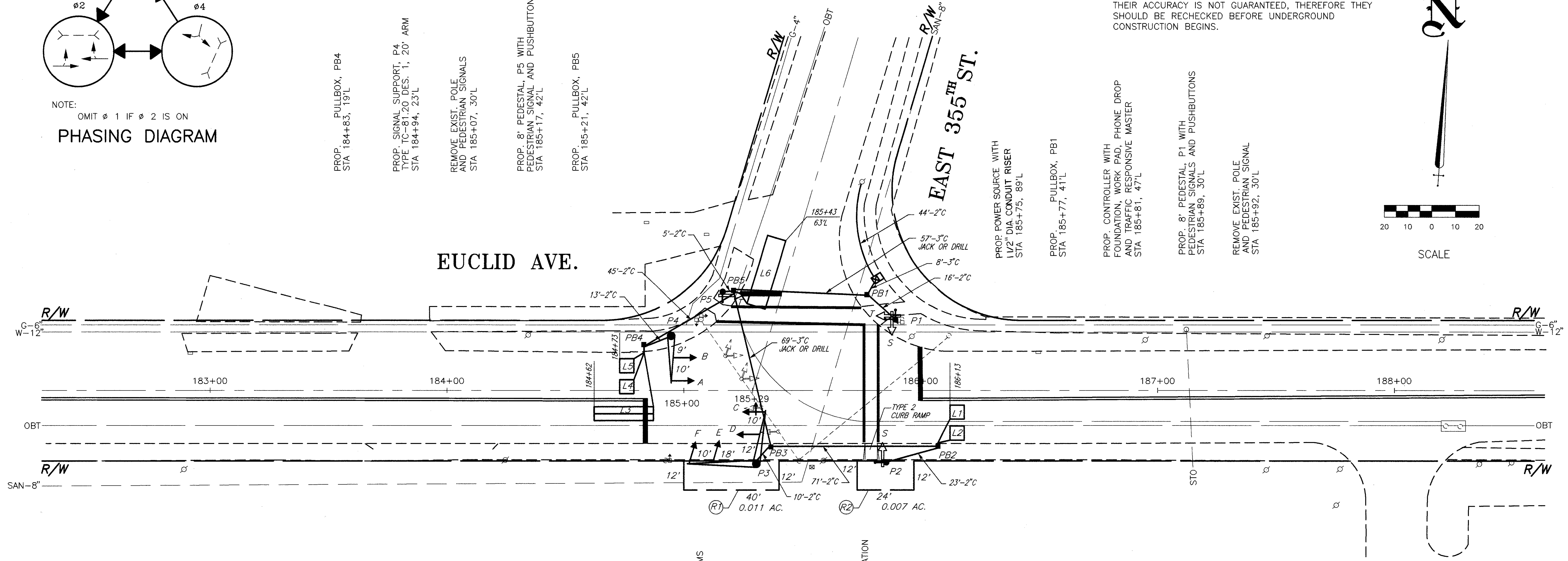
PROP. 8' PEDESTAL, P5 WITH
PEDESTRIAN SIGNAL AND PUSHBUTTON
STA 185+17, 42'L

PROP. PULLBOX, PB5
STA 185+21, 42'L

THE UNDERGROUND UTILITIES ARE SHOWN ACCORDING TO INFORMATION FURNISHED BY THE UTILITIES CONCERNED. THEIR ACCURACY IS NOT GUARANTEED, THEREFORE THEY SHOULD BE RECHECKED BEFORE UNDERGROUND CONSTRUCTION BEGINS.



SCALE



REMOVE EXIST. POLE AND PEDESTRIAN SIGNAL
STA 184+93, 30'R

PROP. SIGNAL SUPPORT, P3
TYPE TC-81.20 DES. 3 WITH MAST ARMS
TYPE TC-81.20 DES. 2, 29' AND
TYPE TC-81.20 DES. 1, 23'
STA 185+31, 31'R

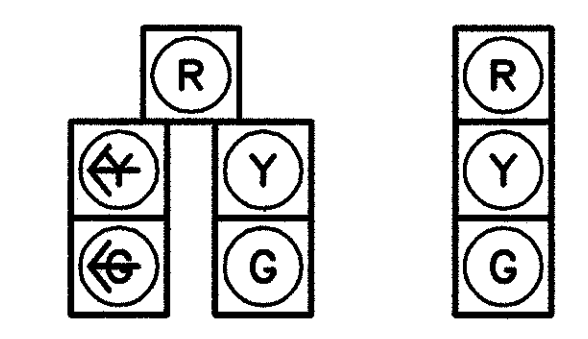
PROP. PULLBOX, PB3
STA 185+38, 24'R

REMOVE EXIST. POLE
STA 185+51, 30'R


REMOVE EXIST. CONTROLLER & FOUNDATION
STA 185+56, 33'R

PROP. 8' PEDESTAL, P2 WITH
PEDESTRIAN SIGNAL AND PUSHBUTTON
STA 186+08, 31'R


PROP. PULLBOX, PB2
STA 186+18, 24'R



C A, B, D, E & F



S - S
T - T



R-73A-9
QTY. = 2



R-73A-9
QTY. = 2

ALL HEADS ARE 12" POLY

SIGNALS

PED SIGNS