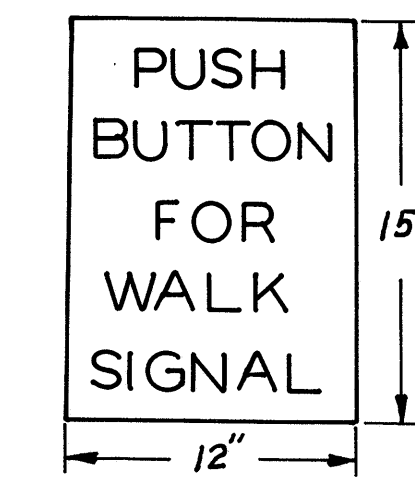
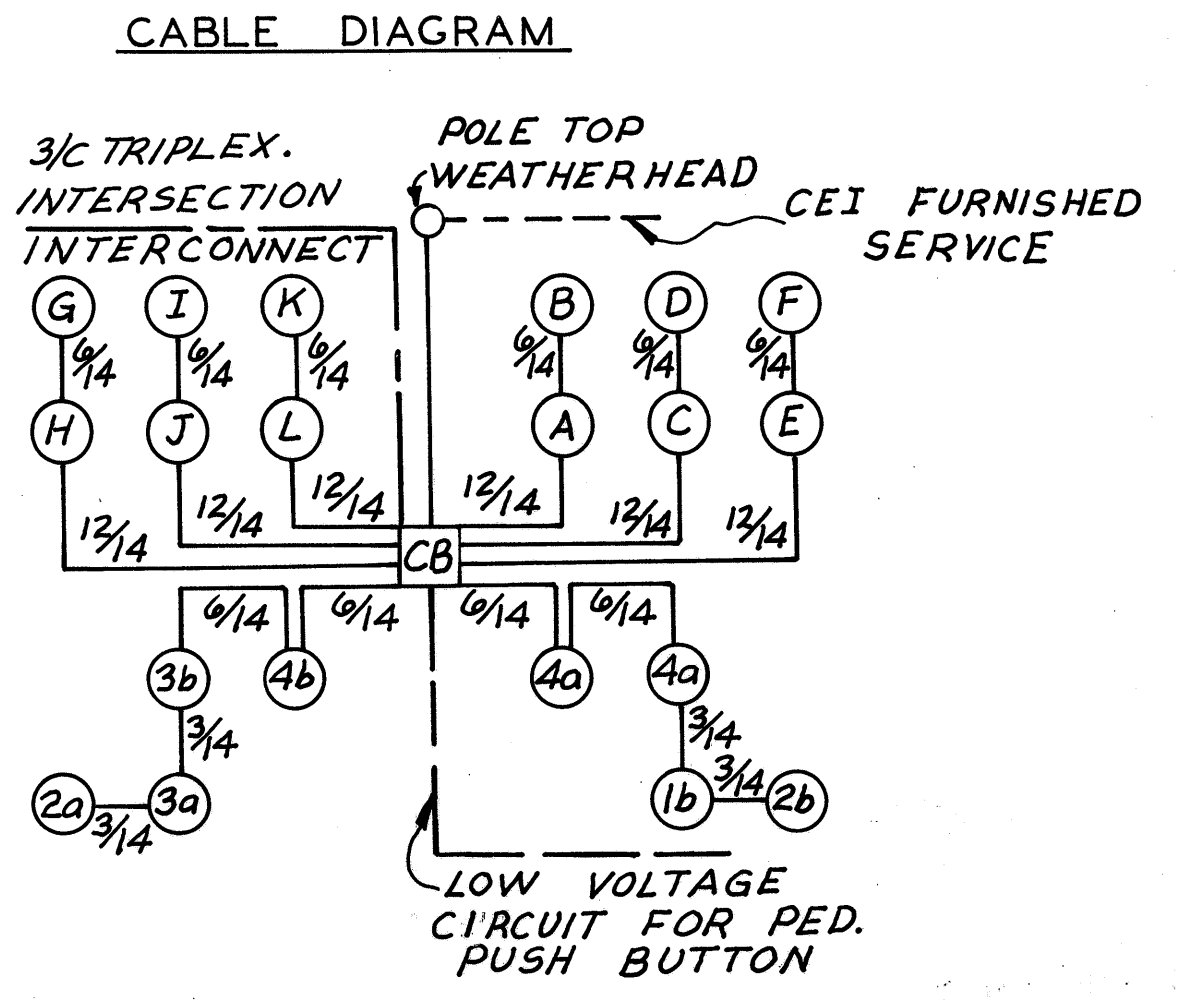
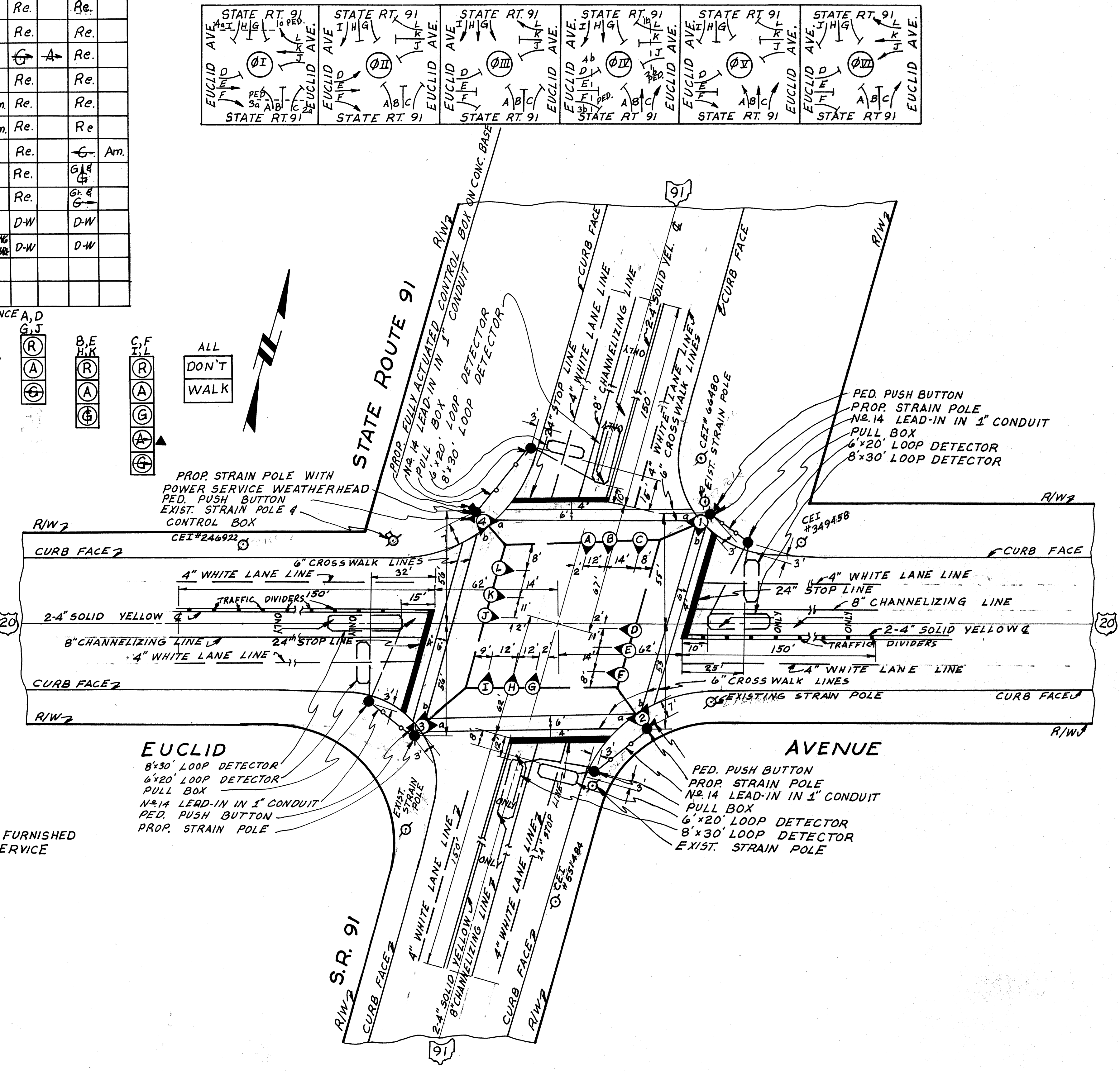


LIGHT UNIT	ØI	TO	ØII	TO	ØIII	TO	ØIV	TO	ØV	TO	ØVI	TO
A	Re.		Re.		Re.		Re.		Am.		Re.	
B	Re.		Re.		Re.		Am.		Re.		Re.	
C	Re.		Re.		Re.		Am.		Re.		Re.	
D	Re.		Am.		Re.		Re.		Re.		Re.	
E	Gr.		Am.		Re.		Re.		Re.		Re.	
F	Gr.		Am.		Re.		Re.		Am.		Re.	
G	Re.		Re.		Am.		Re.		Re.		Re.	
H	Re.		Re.		Am.		Re.		Re.		Re.	
I	Re.		Am.		Re.		Re.		Re.		Re.	
J	Re.		Re.		Re.		Re.		Re.		Am.	
K	Am.		Re.		Re.		Re.		Re.		Am.	
L	Gr.		Am.		Re.		Re.		Re.		Re.	
1a 2a	WALK		FLASHING		D-W		D-W		D-W		D-W	
3a 4a	WALK		FLASHING		D-W		D-W		D-W		D-W	
1b 2b	DONT		WALK		D-W		D-W		D-W		D-W	
3b 4b	DONT		WALK		D-W		D-W		D-W		D-W	
ABC	FLASHING		RED									
DEF	FLASHING		AMBER									
JKL	FLASHING		AMBER									

SHALL PROVIDE PROPER CLEARANCE A, D INTERVAL WHEN FOLLOWING PHASE IS SKIPPED.
AMBER ARROWS TO BE INSTALLED BUT NOT CONNECTED UNTIL APPROVED FOR USE IN THE STATE OF OHIO.



OHIO D.O.T. NO. R 73-12
(1 SIGN WITH EACH PED. PUSH BUTTON)



SPECIFICATION ITEM	DESCRIPTION	QUANTITY UNITS	EUCLID AVE AT STATE RT 91	TOTAL QUANTITIES
621	2-4" SOLID YELLOW	L.F.	600	600
621	2-4" SOLID & BROKEN YEL.	L.F.	-	-
621	1-4" DOTTED YELLOW	L.F.	-	-
621	4" WHITE LANE LINE	L.F.	1200	1200
621	4" DOTTED LANE LINE	L.F.	-	-
621	8" CHANNELIZING LINE	L.F.	600	600
621	6" CROSSWALK LINE	L.F.	780	780
621	24" STOP LINE	L.F.	205	205
621	24" YEL. BROAD TRANSV. LINE	L.F.	-	-
621	LANE ARROW	EA.	8	8
621	WORD ON PAVEMENT AS PER PLAN	EA.	8	8
815	SIGNS, FLAT SHEET TYPE	SF.	-	-
816	STRUCT. SUPT. 4-LB POST, DRIVEN	L.F.	-	-
816	POLE MOUNTED SIGN ATTACHMENT	EA.	-	-

0.11 Mi.
0.23 Mi.