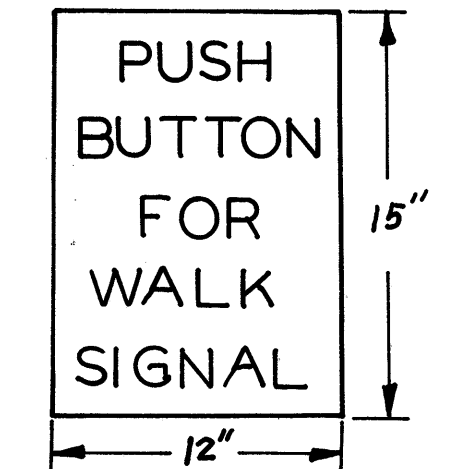


LIGHT UNIT	Ø I	TO	Ø II	TO	Ø III	TO
A ₁ B ₁ C ₁ D ₁	Gr.	Am.	Re.			
A ₂ C ₂ E ₁ E ₂	Re.		Gr.	Am.		
A ₁ B ₁ C ₁ D ₁	FLASHING AMBER					
A ₂ C ₂ E ₁ E ₂	FLASHING RED					
2a 3a	DON'T WALK		WALK	FLASHING DON'T WALK		
1 2b 3b 4	WALK	FLASHING DON'T WALK			DON'T WALK	

LIGHT UNIT	Ø I	TO	Ø II	TO	Ø III	TO
A ₁ B ₁ C ₁ D ₁	Gr.	Am.	Re.			
A ₂ C ₂ E ₁ E ₂	Re.		Gr.	Am.		
A ₁ B ₁ C ₁ D ₁	FLASHING AMBER					
A ₂ C ₂ E ₁ E ₂	FLASHING RED					
1, 2a	DON'T WALK		WALK	FLASHING DON'T WALK		
2b, 3	WALK	FLASHING DON'T WALK			DON'T WALK	

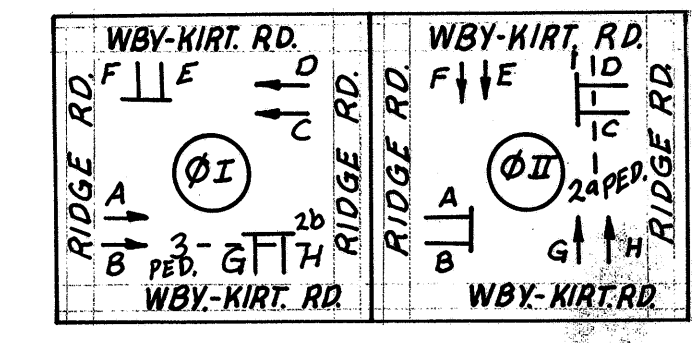


OHIO D.O.T. No. R 73-12
(1 SIGN WITH EACH PED. PUSH BUTTON)

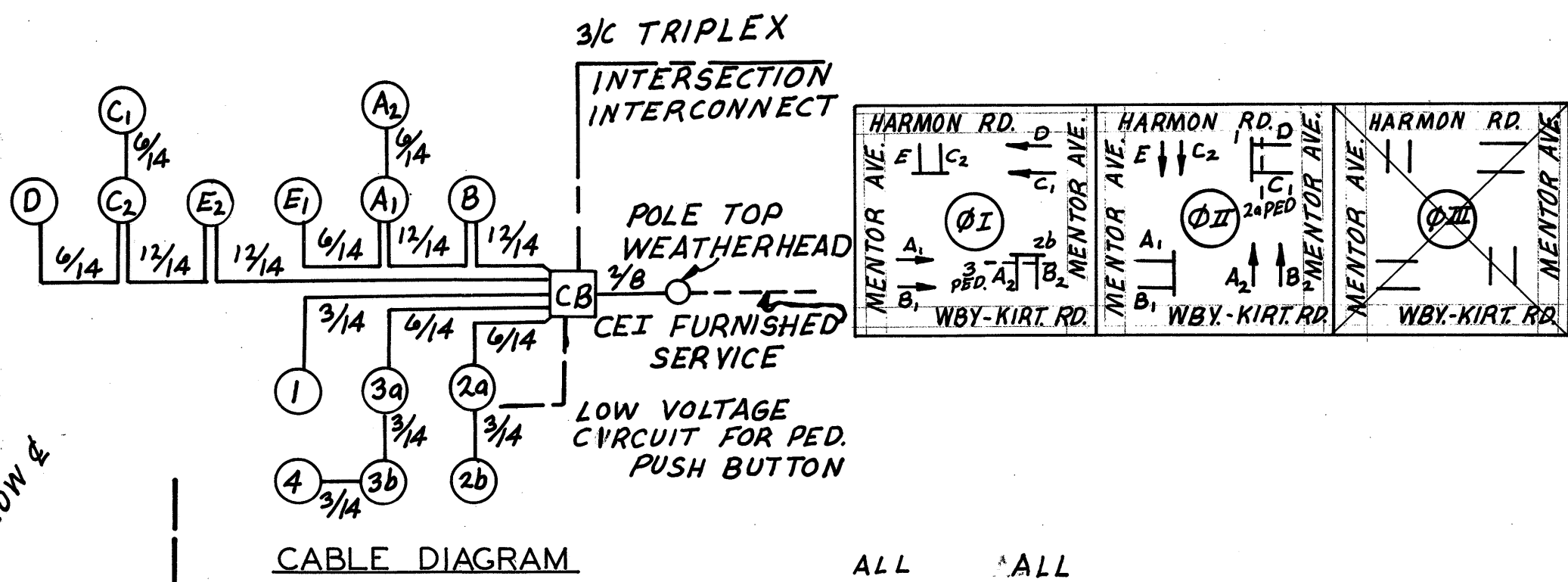
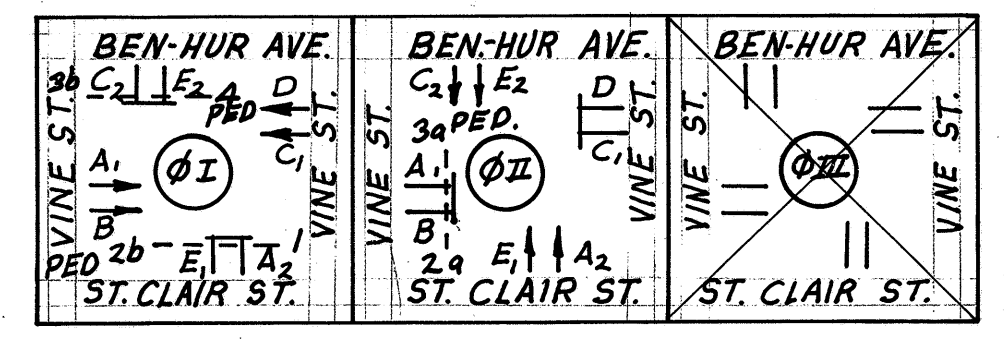
LIGHT UNIT	Ø I	TO	Ø II	TO	Ø III	TO
A ₁ B ₁ C ₁ D ₁	Gr.	Am.	Re.			
A ₂ C ₂ E ₁ E ₂	Re.		Gr.	Am.		
A ₁ B ₁ C ₁ D ₁	FLASHING RED					
A ₂ C ₂ E ₁ E ₂	FLASHING AMBER					
1 2a	DON'T WALK		WALK	FLASHING DON'T WALK		
2b, 3	WALK	FLASHING DON'T WALK			DON'T WALK	

0.30 Mi.

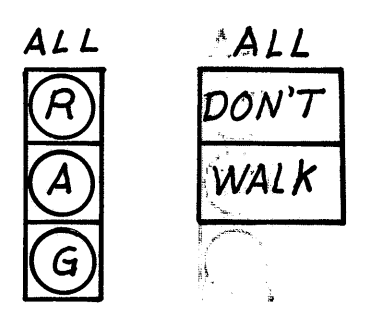
0.16 Mi.



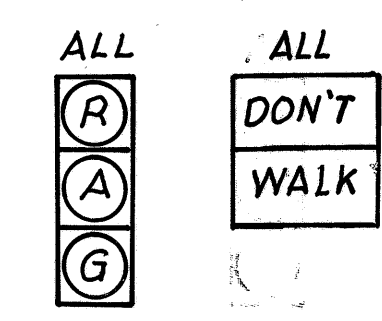
SPECIFICATION ITEM	DESCRIPTION	QUANTITY UNITS	VINE ST. ST. CLAIR	MENTOR AVE. AT KIRTLAND RD.	STATE RT. 84 AT KIRTLAND RD.	TOTAL QUANTITIES	
621	2-4" SOLID YELLOW	¢	L.F.	300	600	600	1500
621	2-4" SOLID & BROKEN YEL.	¢	L.F.	80	-	-	80
621	1-4" DOTTED YELLOW	¢	L.F.	-	-	-	-
621	4" WHITE LANE LINE	¢	L.F.	450	300	-	750
621	4" DOTTED LANE LINE	¢	L.F.	-	-	-	-
621	8" CHANNELIZING LINE	¢	L.F.	-	-	-	-
621	6" CROSSWALK LINE	¢	L.F.	370	165	155	690
621	24" STOP LINE	¢	L.F.	135	80	65	280
621	24" YEL. BROAD TRANSV LINE	¢	L.F.	-	-	-	-
621	1-LANE ARROW	¢	E.A.	-	-	-	-
621	WORD ON PAVEMENT, AS PER PLAN	¢	E.A.	-	-	-	-
815	SIGNS, FLAT SHEET TYPE	¢	S.F.	-	-	-	-
816	STRUCT. SUPT 4LB POST, DRIVEN	¢	L.F.	-	-	-	-
816	POLE MOUNTED SIGN ATTACHMT	¢	E.A.	-	-	-	-



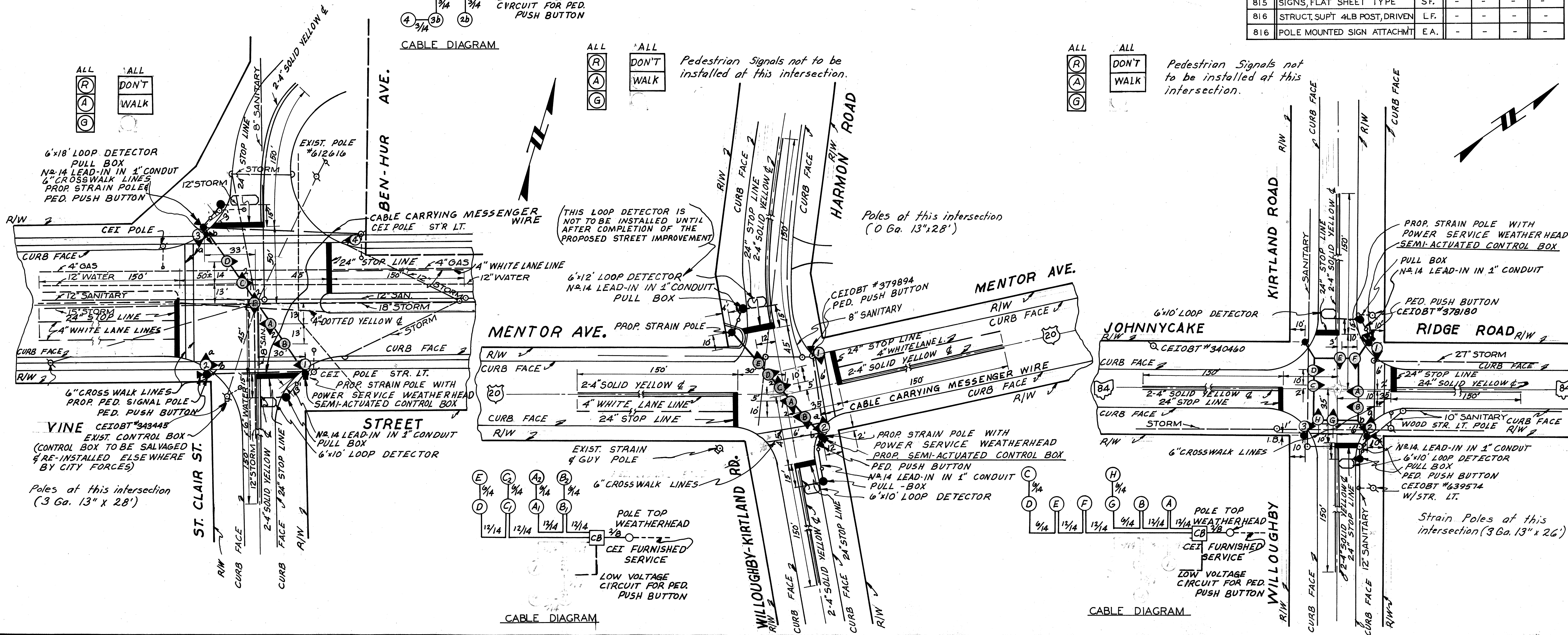
CABLE DIAGRAM



ALL DON'T WALK
Pedestrian Signals not to be installed at this intersection.



ALL DON'T WALK
Pedestrian Signals not to be installed at this intersection.



CABLE DIAGRAM

CABLE DIAGRAM