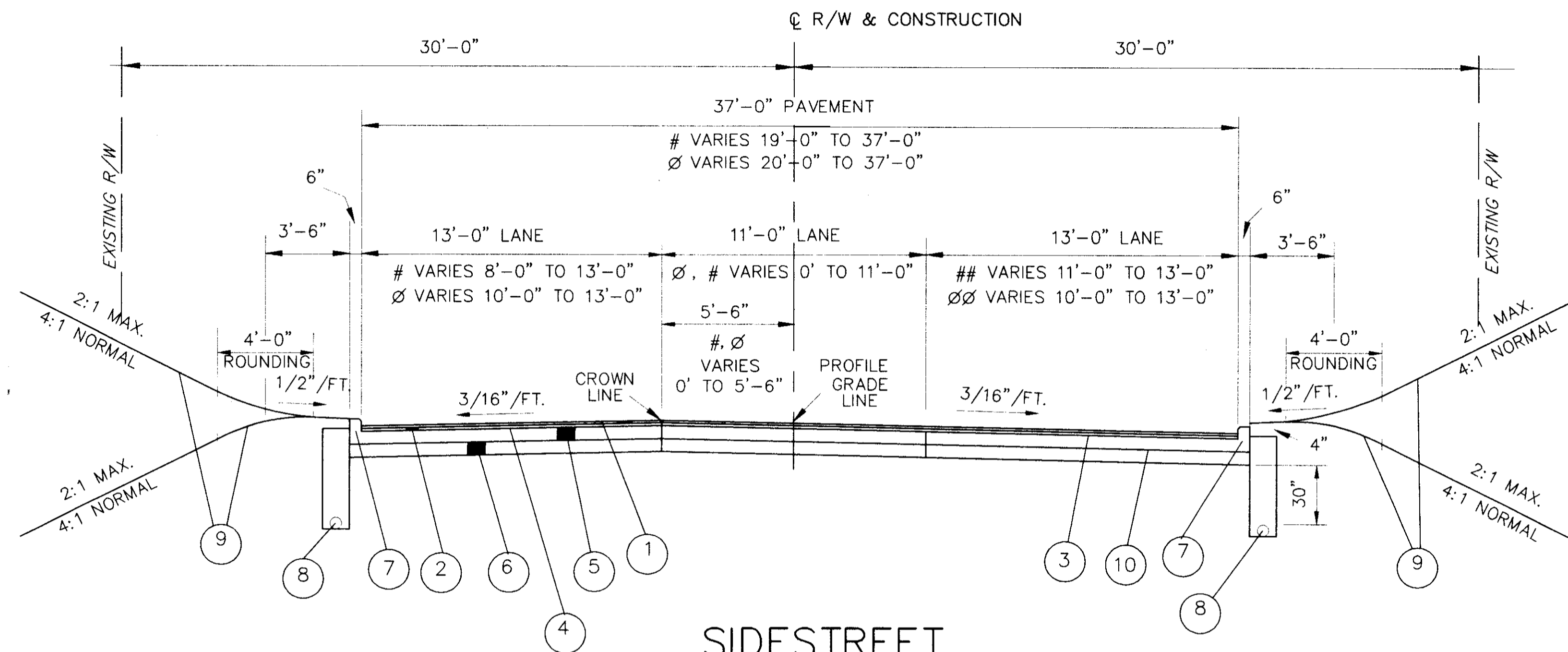


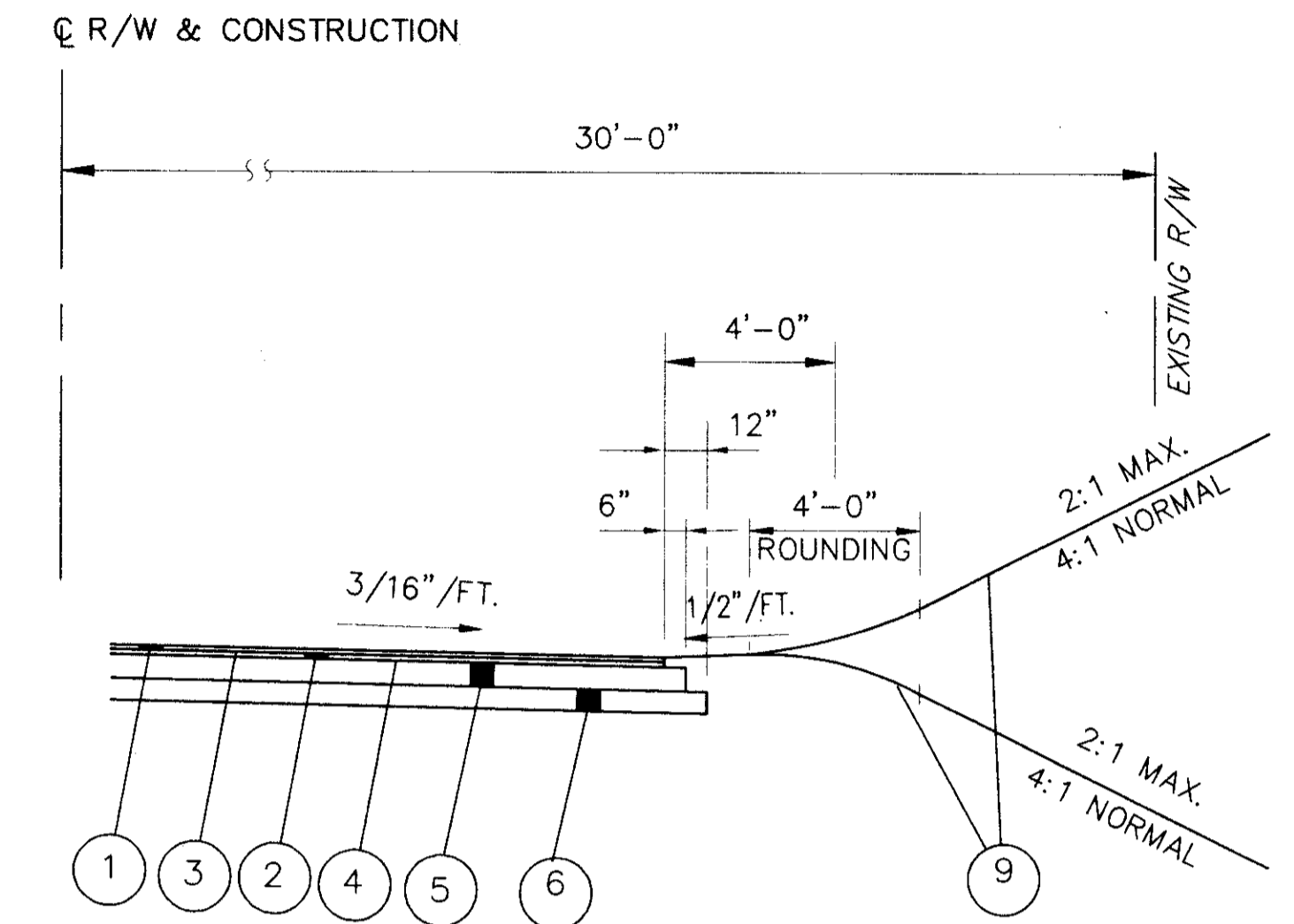
# TYPICAL SECTIONS



# BOWHALL ROAD STA. 5+25 TO STA. 8+00, LT.  
 ## BOWHALL ROAD STA. 5+25 TO STA. 7+50, RT.  
 ∅ TOWNLIN ROAD STA. 5+00 TO STA. 8+05, LT.  
 ∅∅ TOWNLIN ROAD STA. 5+00 TO STA. 7+55, RT.

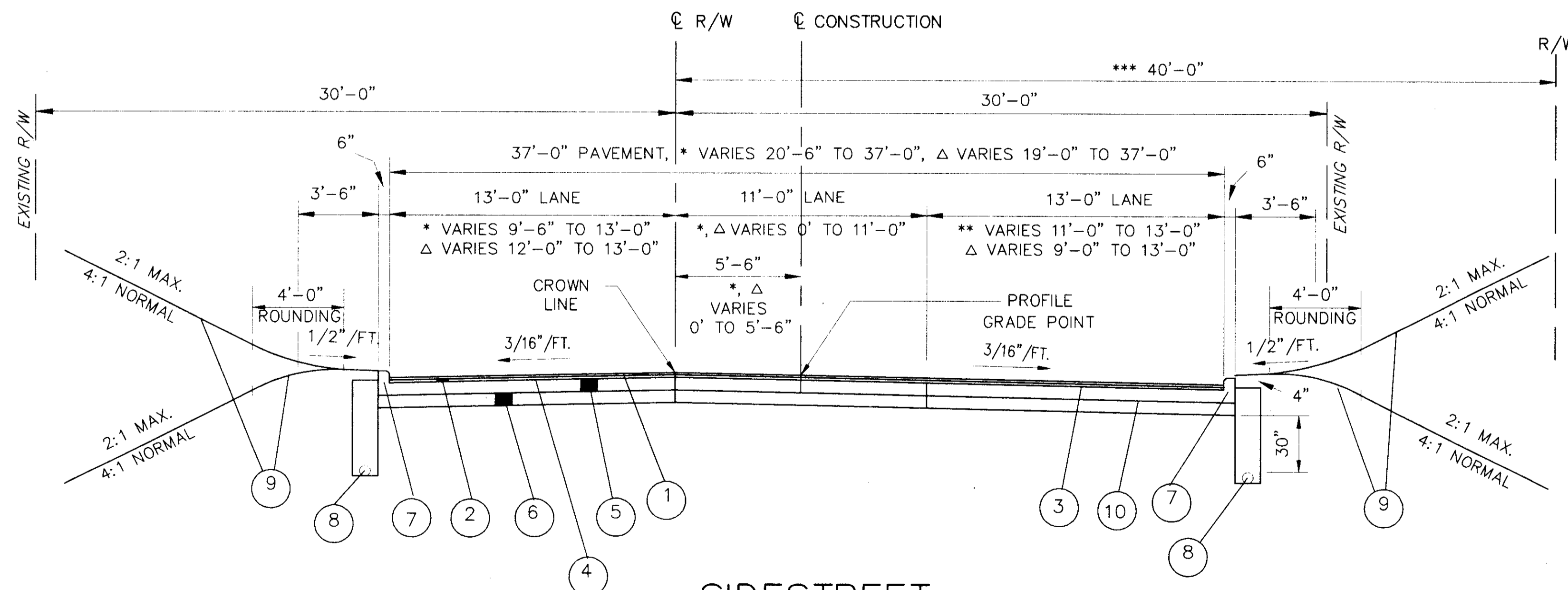
## SIDESTREET 3-LANE SECTION FULL DEPTH REPLACEMENT

BOWHALL ROAD STA. 5+25 TO STA. 9+62 = 437± LIN. FT.  
 ∅∅∅ TOWNLIN ROAD STA. 5+00 TO STA. 9+68 = 468± LIN. FT.  
 905± LIN. FT.



## SECTION WITHOUT CURB AND UNDERDRAIN

BOWHALL ROAD STA.5+25 TO STA.7+45, LT. & RT.  
 CENTER ROAD STA.4+50 TO STA.6+71, LT.  
 CENTER ROAD STA.4+50 TO STA.6+65, RT.  
 TOWNLIN ROAD STA.5+00 TO STA.7+45, LT. & RT.  
 LANE ROAD STA.14+79 TO STA.15+29



\* CENTER ROAD STA. 4+50 TO STA. 7+25, LT.  
 \*\* CENTER ROAD STA. 4+50 TO STA. 6+75, RT.  
 Δ LANE ROAD STA. STA. 14+79 TO STA. 17+04,  
 LT. & RT.

## SIDESTREET 3-LANE SECTION FULL DEPTH REPLACEMENT

LANE ROAD STA. 14+79 TO STA. 19+79 = 500± LIN. FT.  
 \*\*\* CENTER ROAD (SOUTH) STA. 4+50 TO STA. 9+67 = 517± LIN. FT.  
 1017± LIN. FT.

## LEGEND

- ① ITEM 448 - 1 1/4" ASPHALT CONCRETE SURFACE COURSE, TYPE 1, PG 64-22
- ② ITEM 448 - 1 3/4" ASPHALT CONCRETE INTERMEDIATE COURSE, TYPE 2, PG 64-22
- ③ ITEM 407 - TACK COAT FOR INTERMEDIATE COURSE
- ④ ITEM 407 - TACK COAT
- ⑤ ITEM 301 - 6" BITUMINOUS AGGREGATE BASE, PG 64-22
- ⑥ ITEM 304 - 6" AGGREGATE BASE
- ⑦ ITEM 830 - CURB, TYPE 6
- ⑧ ITEM 605 - 6" SHALLOW PIPE UNDERDRAIN WITH FABRIC WRAP
- ⑨ ITEM 659 - SEEDING AND MULCHING
- ⑩ ITEM 408 - BITUMINOUS PRIME COAT
- ⑪ ITEM 305 - 9" CONCRETE BASE

TYPICAL SECTIONS

LAK - 20 - 18.40

15