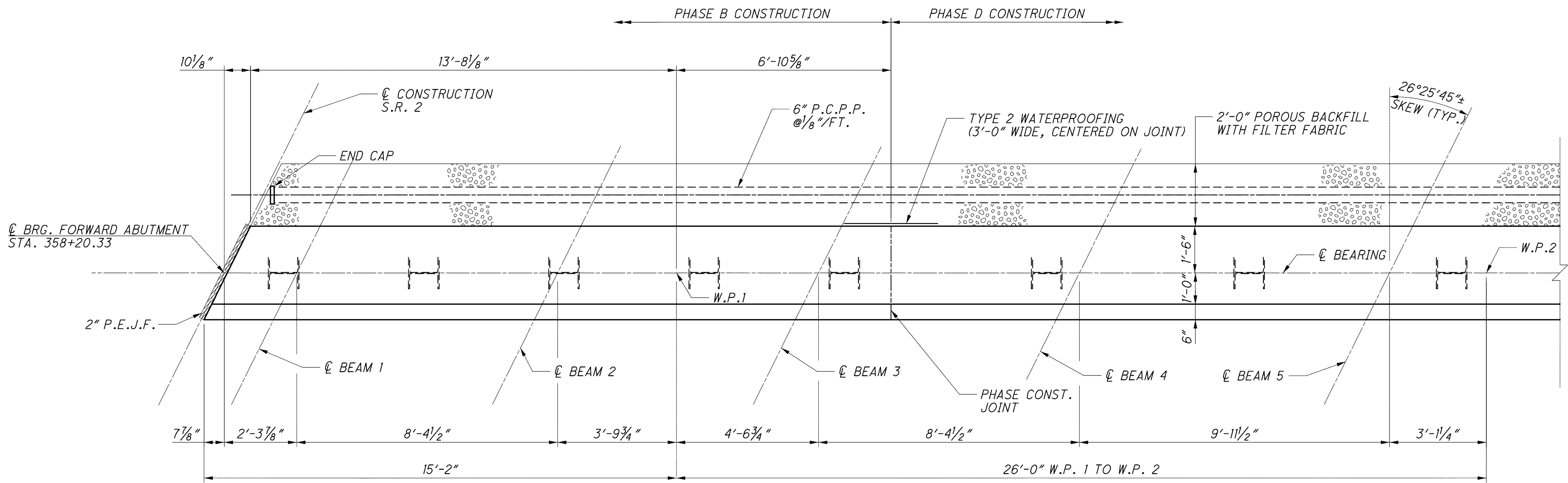


j:\LAK\13486\bridge\LAK002\_0486C\_sheets\02\_0486CAF001.dgn 03-JUL-2008 1:40PM lintn



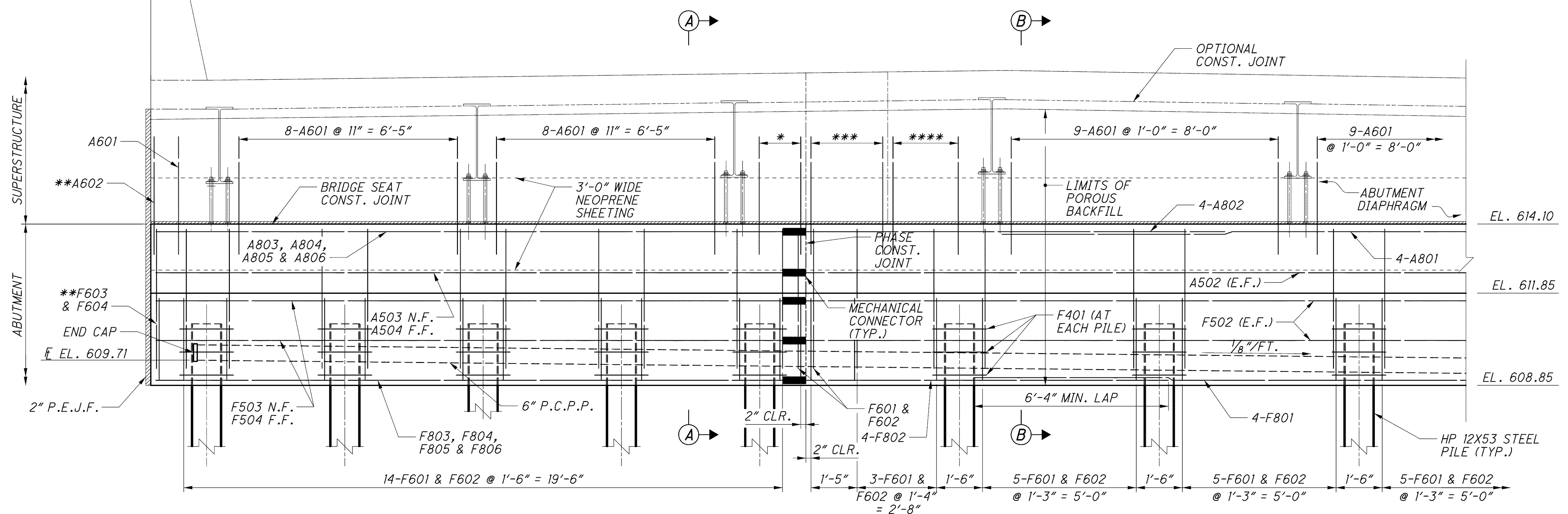
**LEGEND:**

- \* - 3-A601 @ 8" = 1'-4"
- \*\* - BARS TO BE PLACED PARALLEL TO  $\varnothing$  CONSTRUCTION
- \*\*\* - 4-A601 @ 9" = 2'-3"
- \*\*\*\* - 3-A601 @ 1'-0" = 2'-0"

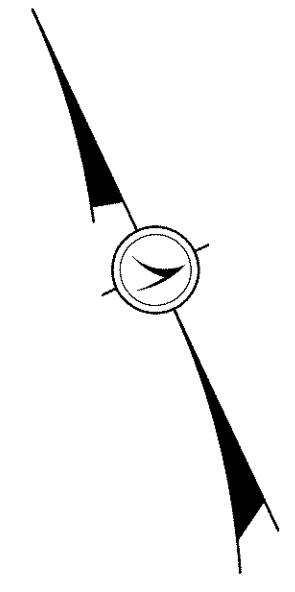
**PLAN**

**NOTES:**

1. FOR SECTION A-A, SECTION B-B AND ADDITIONAL NOTES SEE SHEET 22/70.
2. ELEVATIONS ARE TAKEN ALONG CENTERLINE OF BEARING.
3. FOR ABUTMENT DIAPHRAGM DETAILS, SEE SHEETS 39/70 AND 41/70.
4. FOR LIST OF ABBREVIATIONS SEE SHEET 4/70.



**ELEVATION**



DATE	6-19-08
REVIEWED	RJO
DRAWN	LEL
DESIGNED	P.JL
CHECKED	EBS
REVISED	
STRUCTURE FILE NUMBER	4300696 (L) 4300726 (R)