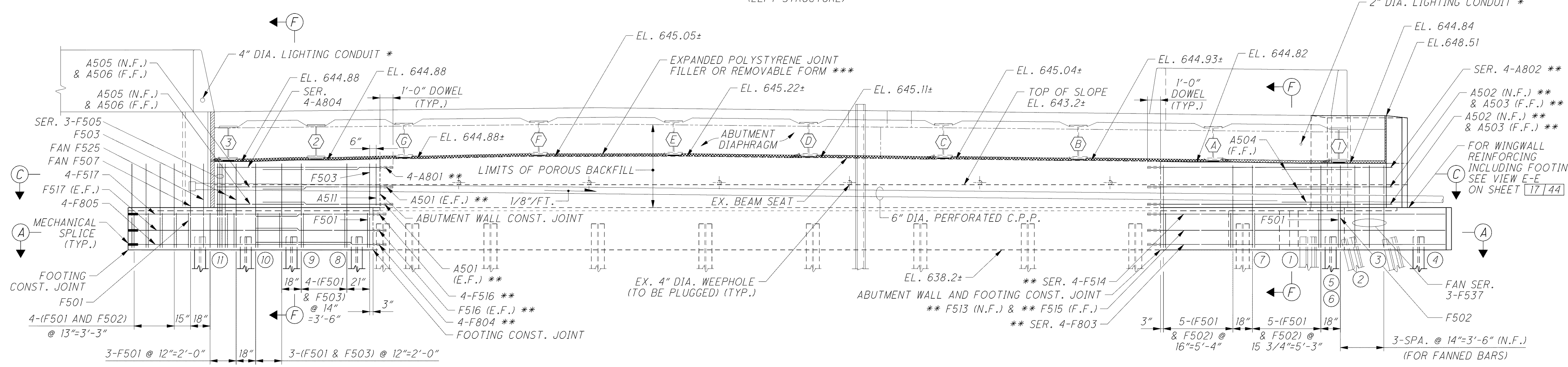
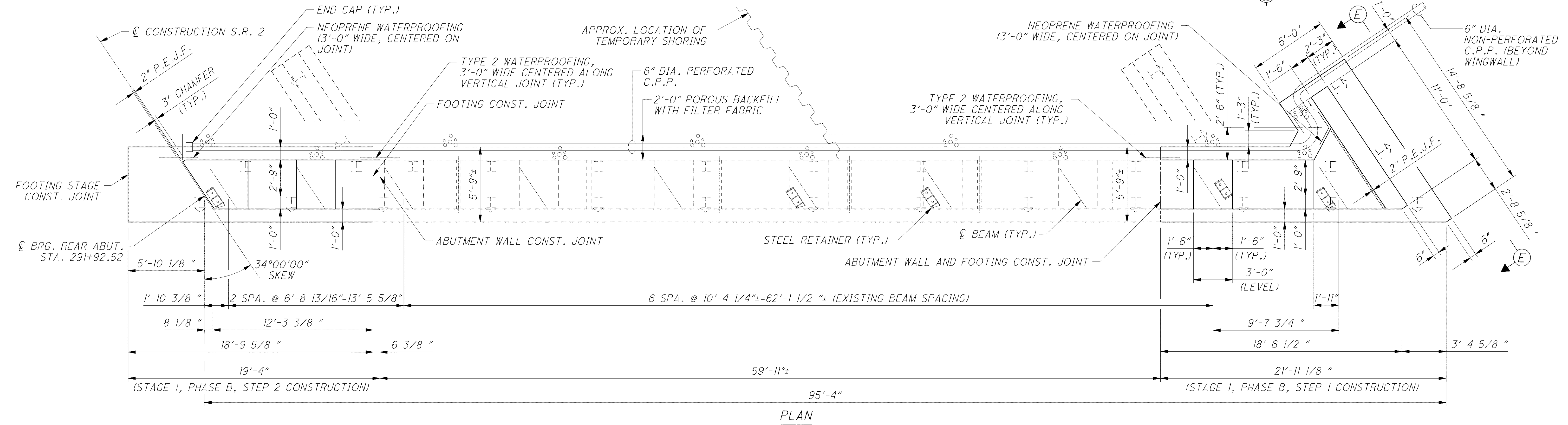
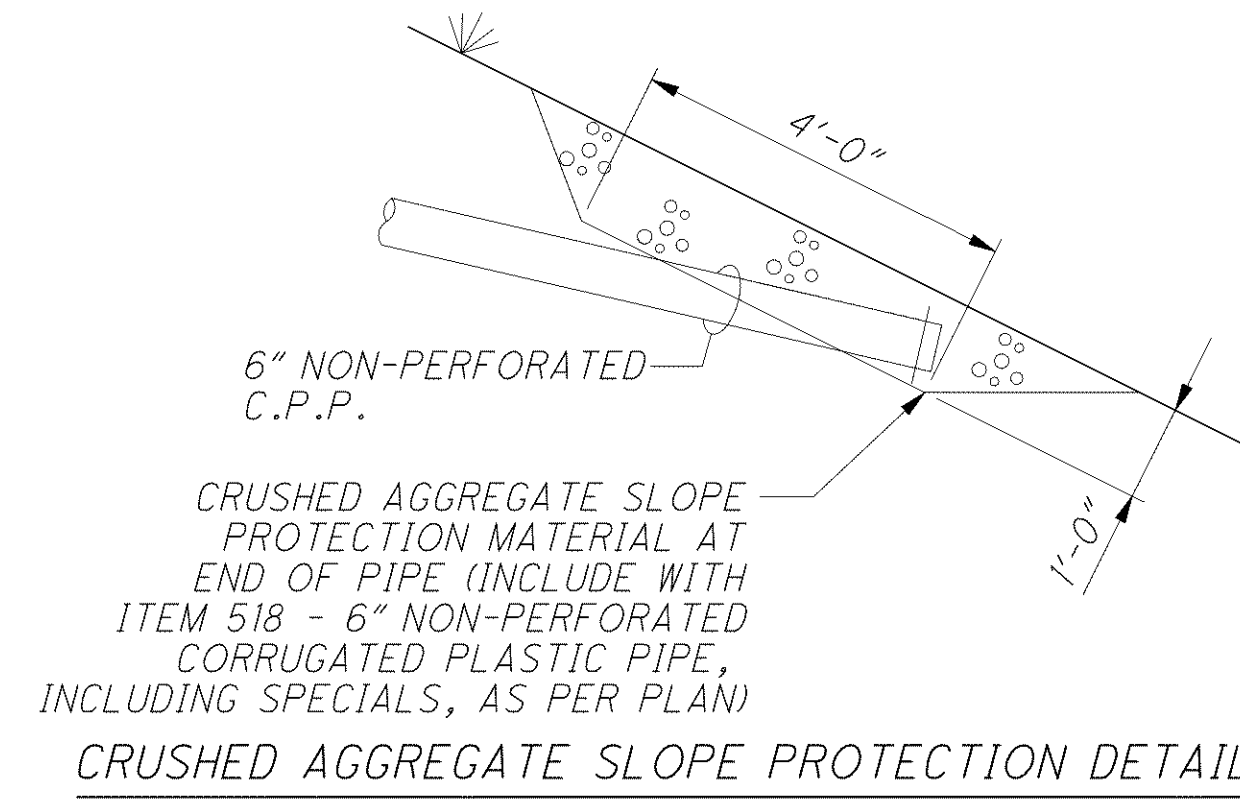


LEGEND

- * - INCLUDE WITH LIGHTING QUANTITIES FOR PAYMENT
- ** - DOWEL BARS
- *** - INCLUDE WITH ITEM 511, CLASS HP CONCRETE, BRIDGE DECK, AS PER PLAN FOR PAYMENT

NOTES

1. FOR REAR ABUTMENT RIGHT STRUCTURE, SEE SHEET [12/44].
2. MINIMUM BAR LAPS: #5 BAR = 29" #8 BAR = 87"
3. FOR SECTION A-A AND SECTION C-C, SEE SHEET [13/44].
4. FOR PILE PLAN, SEE SHEET [10/44].
5. FOR SECTION F-F AND VIEW E-E AND ADDITIONAL NOTES AND DETAILS, SEE SHEET [17/44].
6. ELEVATIONS ARE TAKEN ALONG CENTERLINE OF BEARING.
7. FOR REAR ABUTMENT DIAPHRAGM DETAILS, SEE SHEETS [23/44] AND [24/44].
8. TYPE 2 WATERPROOFING SHALL BE CENTERED VERTICALLY OVER PHASE CONSTRUCTION JOINTS AND EXTENDED FROM THE TOP OF WALL DOWN TO THE TOP OF FOOTING.
9. FOR STEEL RETAINER DETAILS, SEE SHEET [28/44].



o:\project\cv000048a001\drawing\lak\13486\bridge\lak002_0363\ sheets\002_0363CAR001.dgn 6/24/2008 3:40:09 PM troxberry