
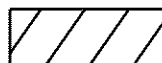


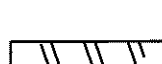
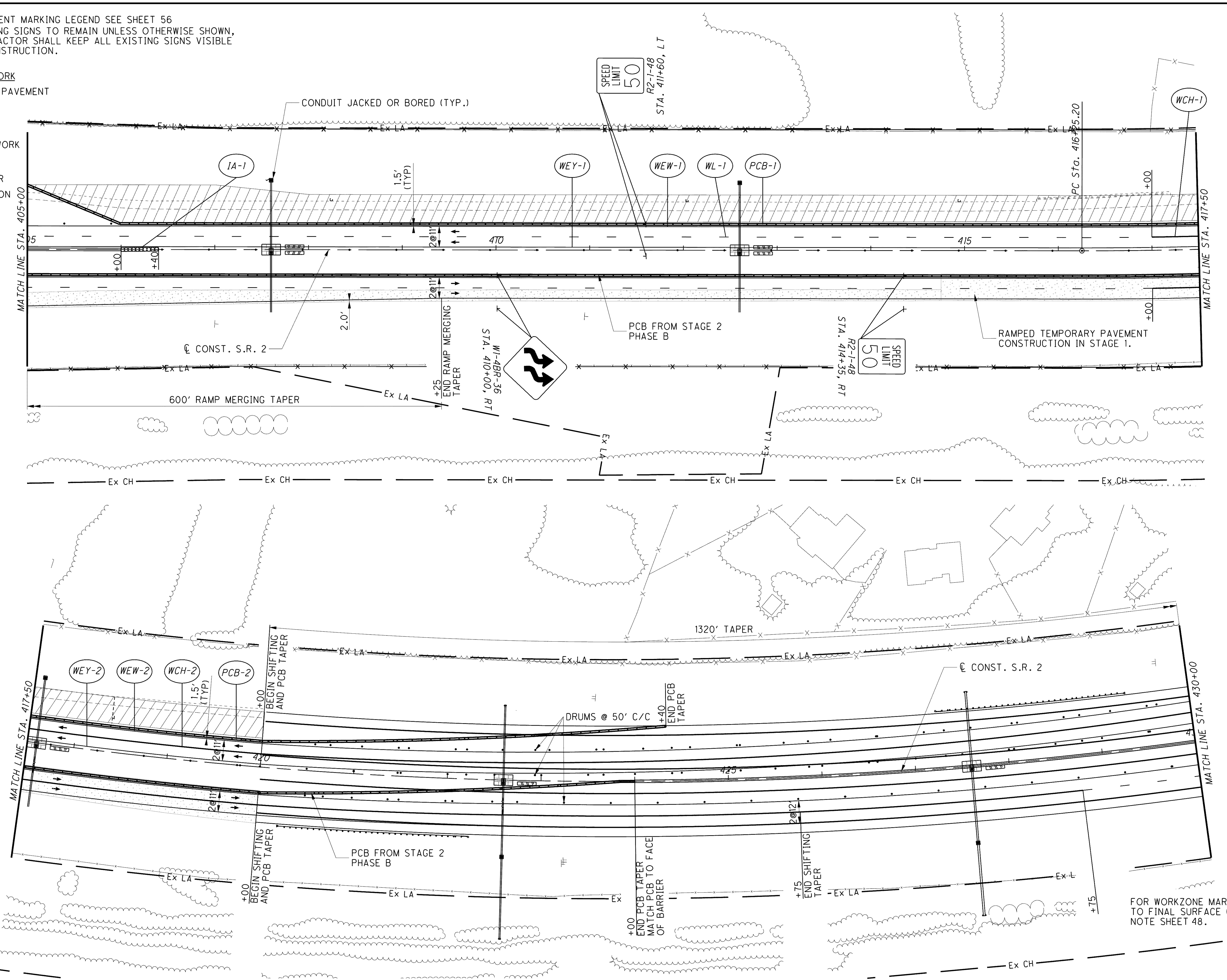


NOTE: 1. FOR PAVEMENT MARKING LEGEND SEE SHEET 56
 2. ALL EXISTING SIGNS TO REMAIN UNLESS OTHERWISE SHOWN, THE CONTRACTOR SHALL KEEP ALL EXISTING SIGNS VISIBLE DURING CONSTRUCTION.

- LEGEND OF WORK
-  TEMPORARY PAVEMENT
 -  WORK AREA
 -  SHOULDER WORK AREA
 -  IMPACT ATTENUATOR
 -  EXFILTRATION TRENCH



FOR WORKZONE MARKINGS PRIOR TO FINAL SURFACE COURSE SEE NOTE SHEET 48.

CALCULATED JMM
 CHECKED DRJ

0 50 100
 HORIZONTAL SCALE IN FEET

**MAINTENANCE OF TRAFFIC - S.R.2 STAGE 2
 PHASE C - STA. 405+00 TO STA. 430+00**

o:\project\lak\13486\mot\sheet\13486MPS2-C4.dgn 6/23/2008 11:05:14 AM jmadaria