




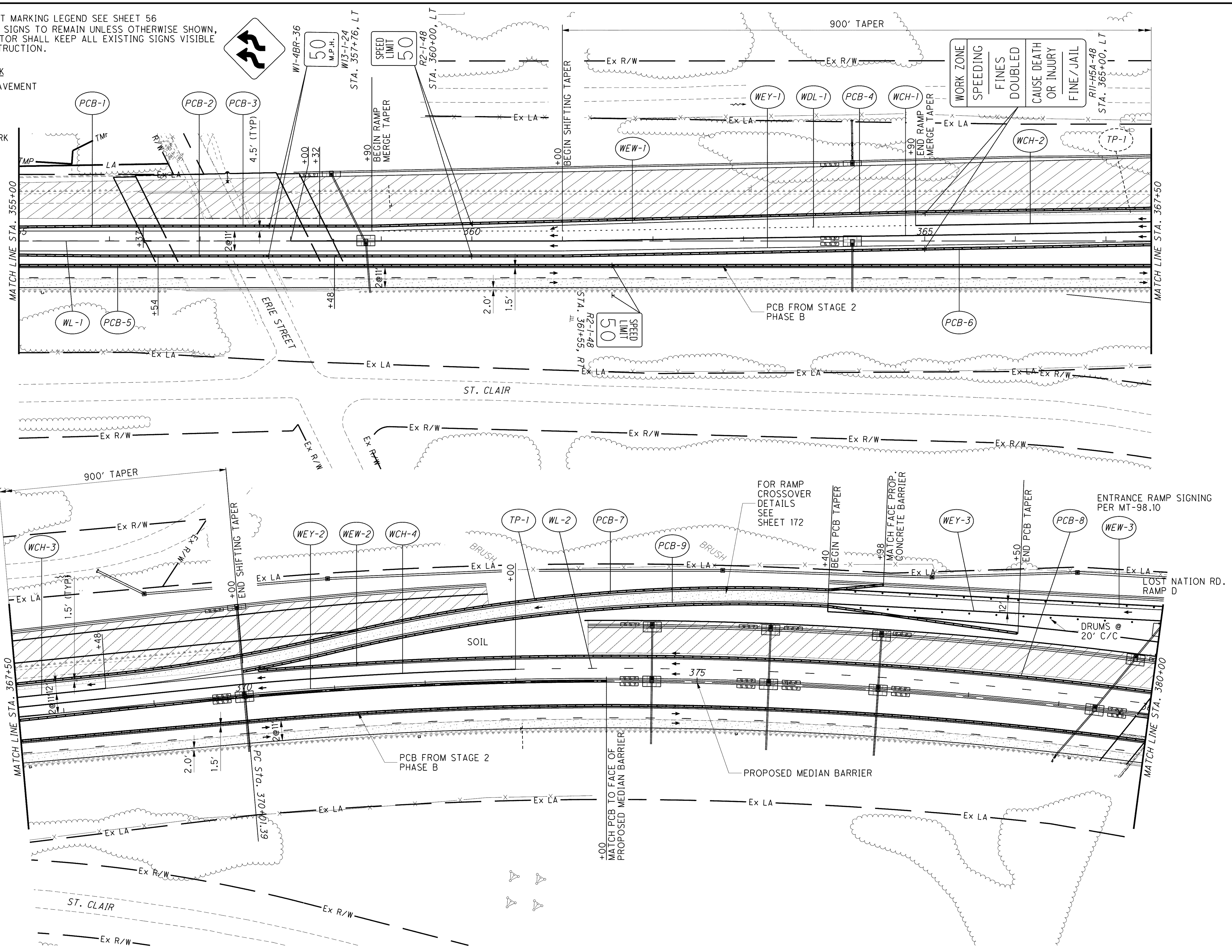


NOTE: 1. FOR PAVEMENT MARKING LEGEND SEE SHEET 56  
 2. ALL EXISTING SIGNS TO REMAIN UNLESS OTHERWISE SHOWN, THE CONTRACTOR SHALL KEEP ALL EXISTING SIGNS VISIBLE DURING CONSTRUCTION.

LEGEND OF WORK

-  TEMPORARY PAVEMENT
-  WORK AREA
-  SHOULDER WORK AREA
-  IMPACT ATTENUATOR
-  EXFILTRATION TRENCH



CALCULATED JMM  
 CHECKED DRJ

0 25 50 100  
 HORIZONTAL SCALE IN FEET

**MAINTENANCE OF TRAFFIC - S.R. 2 STAGE 2  
 PHASE C - STA. 355+00 TO STA. 380+00**

LAK-2-3.32

o:\project\lak\13486\mot\sheet\13486MPS2-C2.dgn 6/23/2008 11:04:07 AM jmoderia