



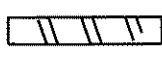
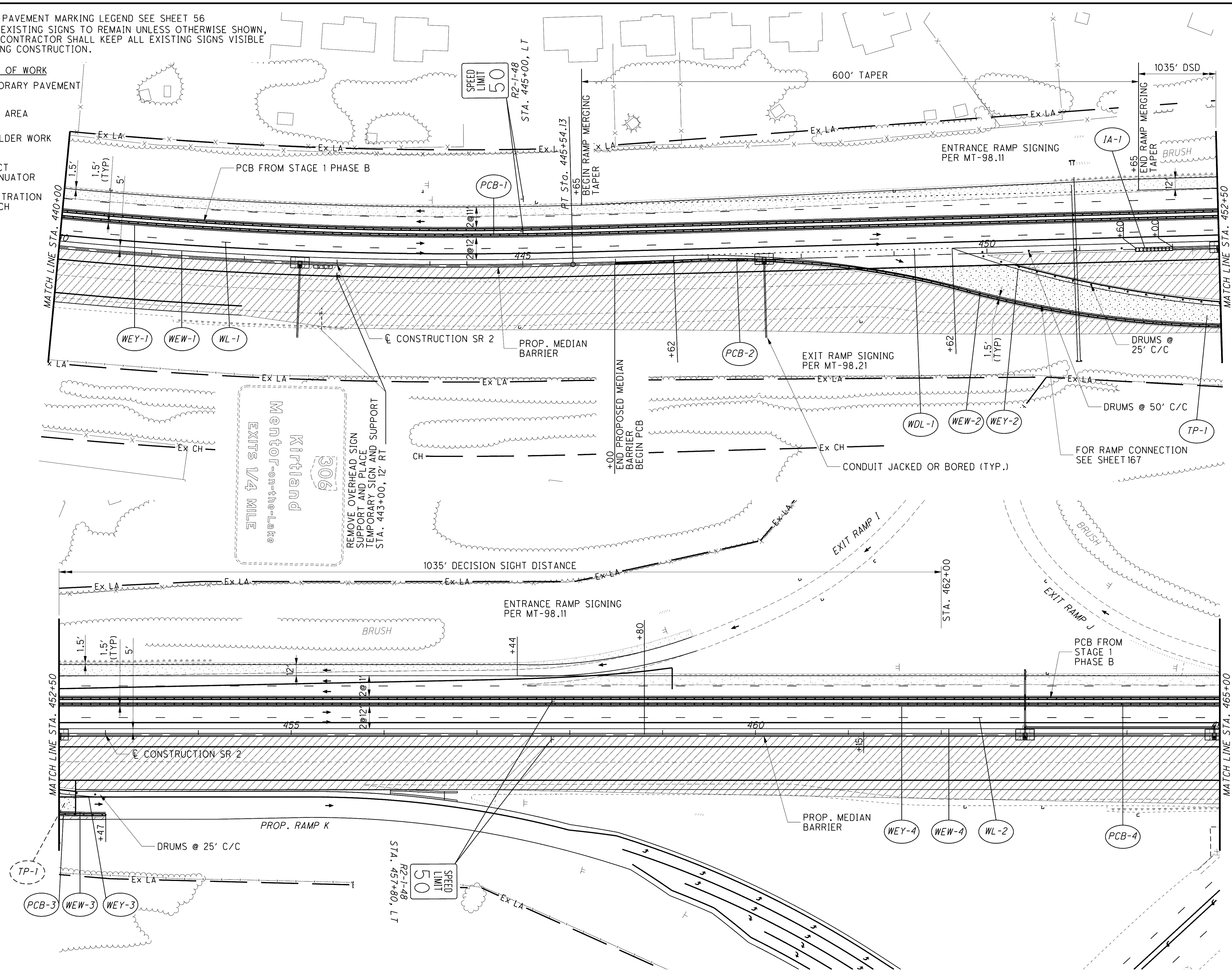


NOTE: 1. FOR PAVEMENT MARKING LEGEND SEE SHEET 56
 2. ALL EXISTING SIGNS TO REMAIN UNLESS OTHERWISE SHOWN, THE CONTRACTOR SHALL KEEP ALL EXISTING SIGNS VISIBLE DURING CONSTRUCTION.

- LEGEND OF WORK
-  TEMPORARY PAVEMENT
 -  WORK AREA
 -  SHOULDER WORK AREA
 -  IMPACT ATTENUATOR
 -  EXFILTRATION TRENCH



CALCULATED JMM
 CHECKED DRJ

0 25 50 100
 HORIZONTAL SCALE IN FEET

**MAINTENANCE OF TRAFFIC - S.R. 2 STAGE 1
 PHASE C STA. 440+00 TO STA. 465+00**

LAK-2-3.32

o:\project\lak\13486\mot\sheet\13486MPS1-C3.dgn 6/23/2008 10:56:10 AM jmadaria