
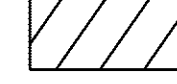

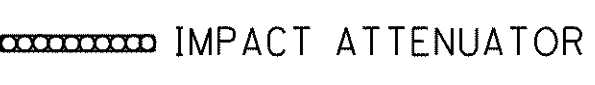


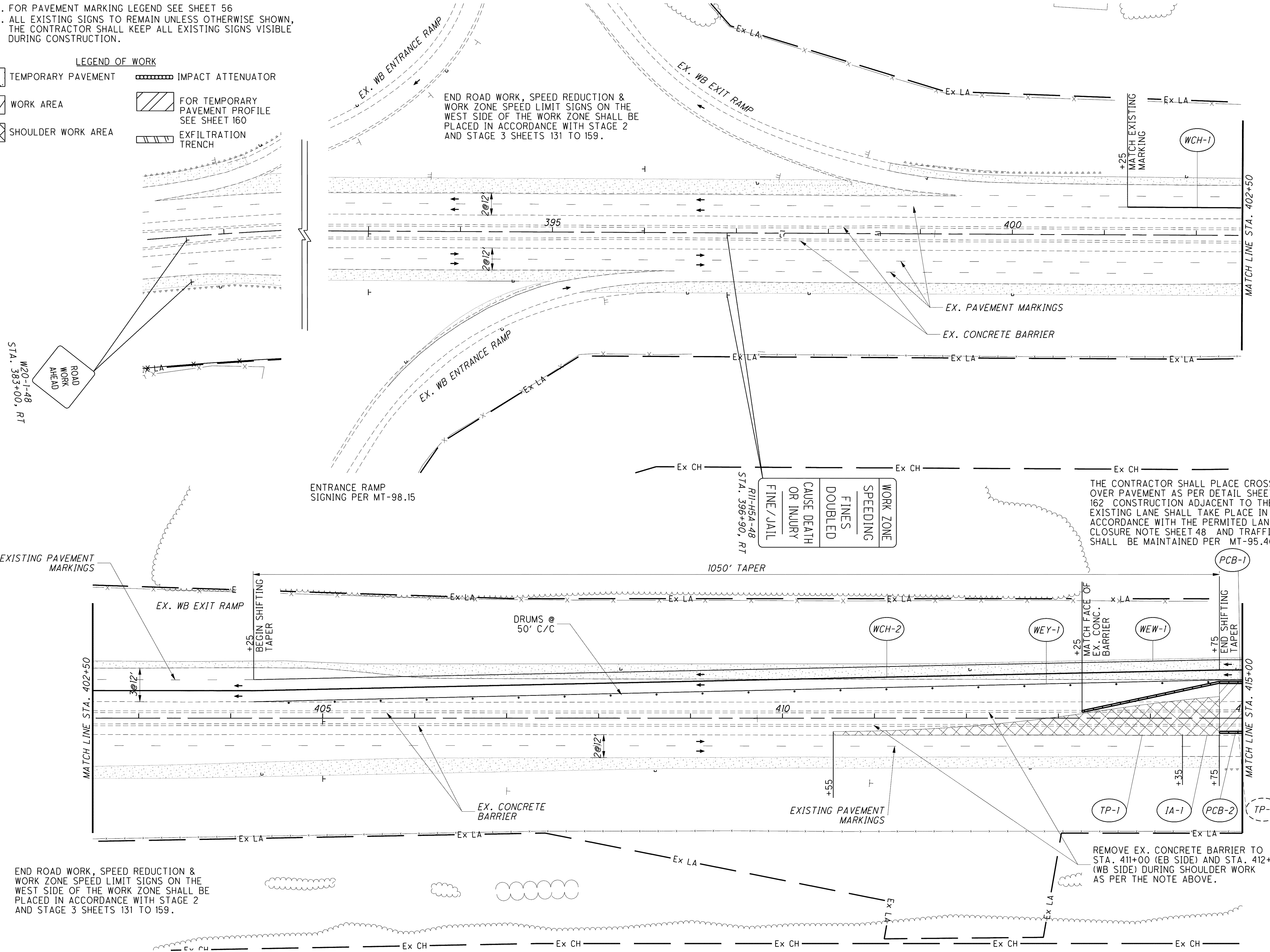


NOTE: 1. FOR PAVEMENT MARKING LEGEND SEE SHEET 56
 2. ALL EXISTING SIGNS TO REMAIN UNLESS OTHERWISE SHOWN, THE CONTRACTOR SHALL KEEP ALL EXISTING SIGNS VISIBLE DURING CONSTRUCTION.

LEGEND OF WORK

-  TEMPORARY PAVEMENT
-  WORK AREA
-  SHOULDER WORK AREA
-  IMPACT ATTENUATOR
-  FOR TEMPORARY PAVEMENT PROFILE SEE SHEET 160
-  EXFILTRATION TRENCH



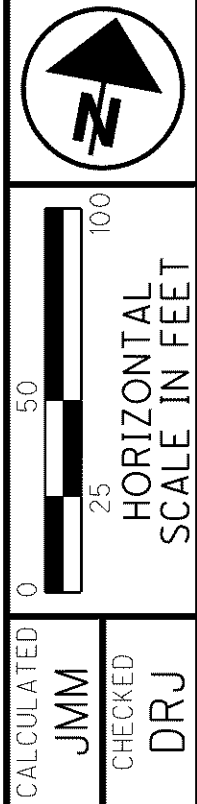
END ROAD WORK, SPEED REDUCTION & WORK ZONE SPEED LIMIT SIGNS ON THE WEST SIDE OF THE WORK ZONE SHALL BE PLACED IN ACCORDANCE WITH STAGE 2 AND STAGE 3 SHEETS 131 TO 159.

THE CONTRACTOR SHALL PLACE CROSS OVER PAVEMENT AS PER DETAIL SHEET 162 CONSTRUCTION ADJACENT TO THE EXISTING LANE SHALL TAKE PLACE IN ACCORDANCE WITH THE PERMITTED LANE CLOSURE NOTE SHEET 48 AND TRAFFIC SHALL BE MAINTAINED PER MT-95.40

END ROAD WORK, SPEED REDUCTION & WORK ZONE SPEED LIMIT SIGNS ON THE WEST SIDE OF THE WORK ZONE SHALL BE PLACED IN ACCORDANCE WITH STAGE 2 AND STAGE 3 SHEETS 131 TO 159.

W20-1-48
 STA. 383+00, RT
 ROAD WORK AHEAD

WORK ZONE
 SPEEDING
 FINES DOUBLED
 CAUSE DEATH OR INJURY
 FINE / JAIL



CALCULATED JMM
 CHECKED DRJ
MAINTENANCE OF TRAFFIC - S.R. 2 STAGE 1
PHASE B - 383+00 TO STA. 415+00

LAK-2-3.32

o:\project\lak\13486\mot\sheet\13486MPS1-B1.dgn 6/23/2008 10:51:05 AM jmadaria