



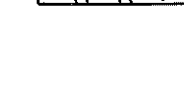


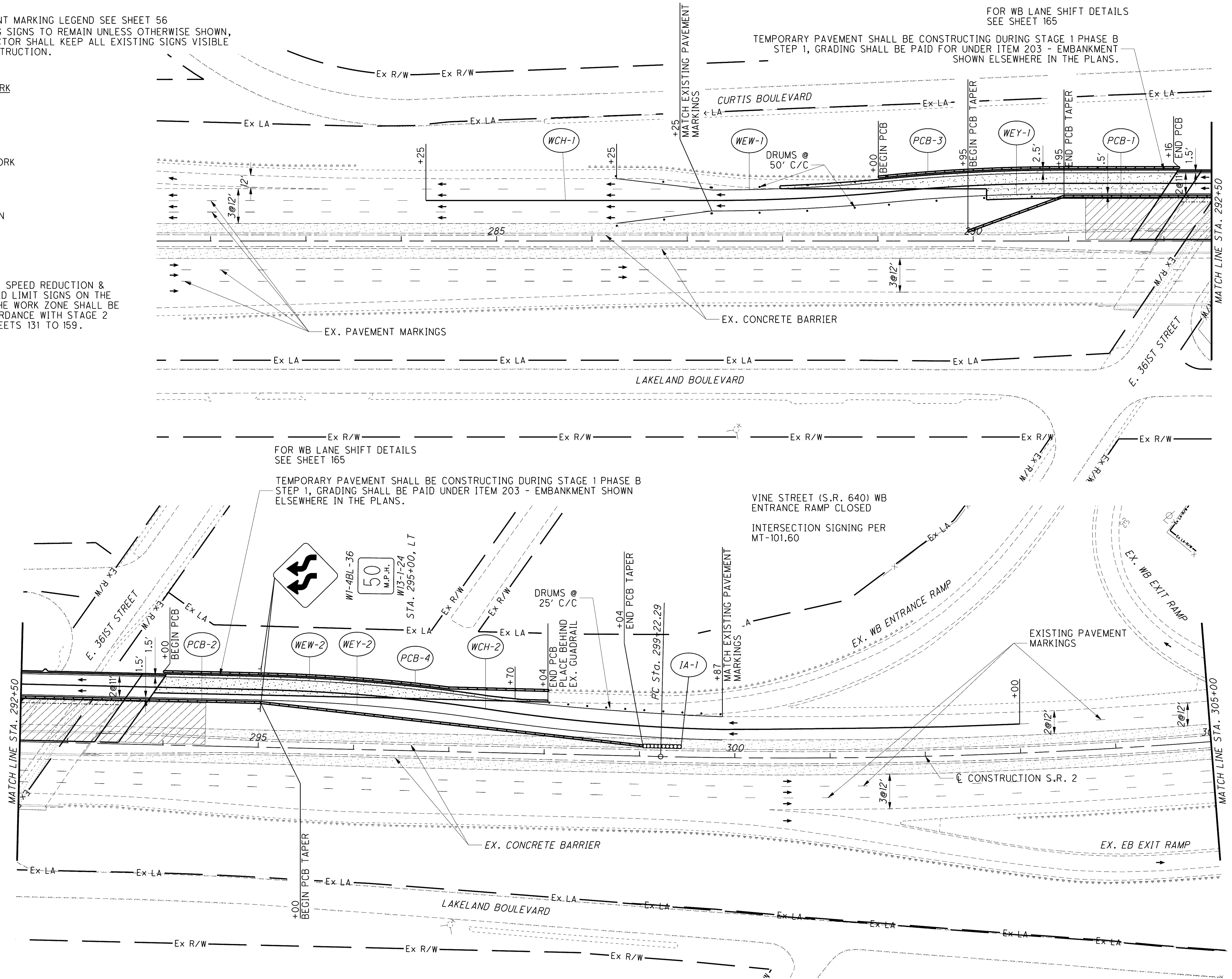
NOTE: 1. FOR PAVEMENT MARKING LEGEND SEE SHEET 56
 2. ALL EXISTING SIGNS TO REMAIN UNLESS OTHERWISE SHOWN, THE CONTRACTOR SHALL KEEP ALL EXISTING SIGNS VISIBLE DURING CONSTRUCTION.

- LEGEND OF WORK**
-  TEMPORARY PAVEMENT
 -  WORK AREA
 -  SHOULDER WORK AREA
 -  IMPACT ATTENUATOR
 -  EXFILTRATION TRENCH

END ROAD WORK, SPEED REDUCTION & WORK ZONE SPEED LIMIT SIGNS ON THE WEST SIDE OF THE WORK ZONE SHALL BE PLACED IN ACCORDANCE WITH STAGE 2 AND STAGE 3 SHEETS 131 TO 159.

FOR WB LANE SHIFT DETAILS SEE SHEET 165

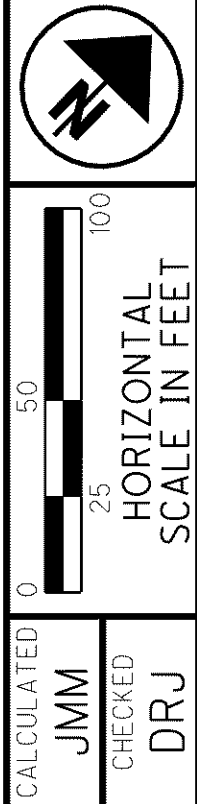
TEMPORARY PAVEMENT SHALL BE CONSTRUCTING DURING STAGE 1 PHASE B STEP 1, GRADING SHALL BE PAID FOR UNDER ITEM 203 - EMBANKMENT SHOWN ELSEWHERE IN THE PLANS.



FOR WB LANE SHIFT DETAILS SEE SHEET 165

TEMPORARY PAVEMENT SHALL BE CONSTRUCTING DURING STAGE 1 PHASE B STEP 1, GRADING SHALL BE PAID UNDER ITEM 203 - EMBANKMENT SHOWN ELSEWHERE IN THE PLANS.

VINE STREET (S.R. 640) WB ENTRANCE RAMP CLOSED
 INTERSECTION SIGNING PER MT-101.60



CALCULATED JMM
 CHECKED DRJ
MAINTENANCE OF TRAFFIC - S.R. 2 STAGE 1
PHASE B STEP 2 - STA. 273+00 TO STA. 305+00

LAK-2-3.32
 111
 1679

o:\project\lak\13486\mot\sheet\13486MPS1-B9.dgn 6/23/2008 10:49:52 AM jmoderia