
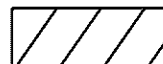


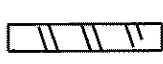
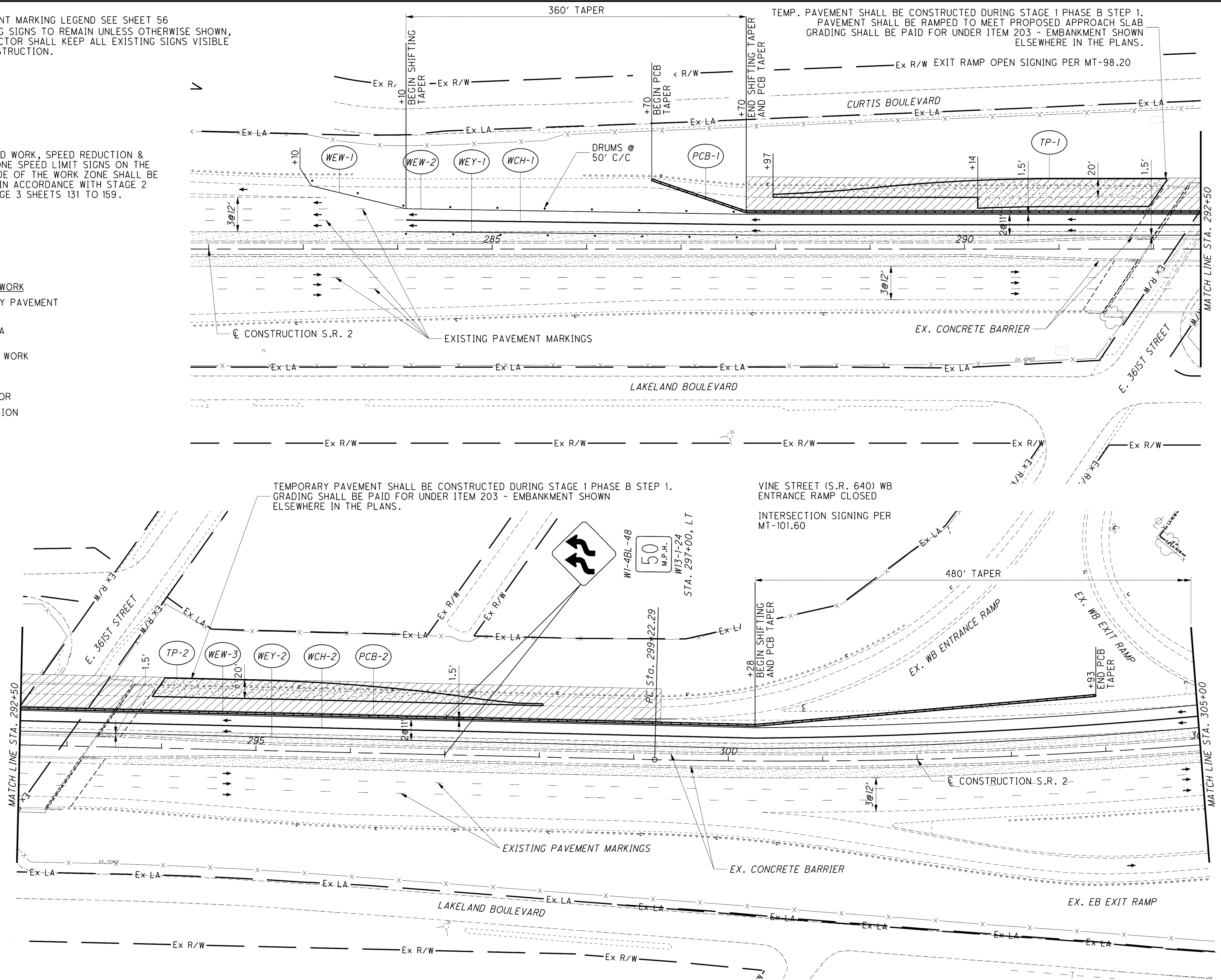


NOTE: 1. FOR PAVEMENT MARKING LEGEND SEE SHEET 56
 2. ALL EXISTING SIGNS TO REMAIN UNLESS OTHERWISE SHOWN, THE CONTRACTOR SHALL KEEP ALL EXISTING SIGNS VISIBLE DURING CONSTRUCTION.

END ROAD WORK, SPEED REDUCTION & WORK ZONE SPEED LIMIT SIGNS ON THE WEST SIDE OF THE WORK ZONE SHALL BE PLACED IN ACCORDANCE WITH STAGE 2 AND STAGE 3 SHEETS 131 TO 159.

- LEGEND OF WORK
-  TEMPORARY PAVEMENT
 -  WORK AREA
 -  SHOULDER WORK AREA
 -  IMPACT ATTENUATOR
 -  EXFILTRATION TRENCH



CALCULATED JMM
 CHECKED DRJ

0 25 50 100
 HORIZONTAL SCALE IN FEET

**MAINTENANCE OF TRAFFIC - S.R. 2 STAGE 1
 PHASE B STEP 1 - STA. 273+00 TO STA. 305+00**

o:\project\lak\13486\mot\sheet\13486MPS1-B7.dgn 6/23/2008 10:48:14 AM jmadaria