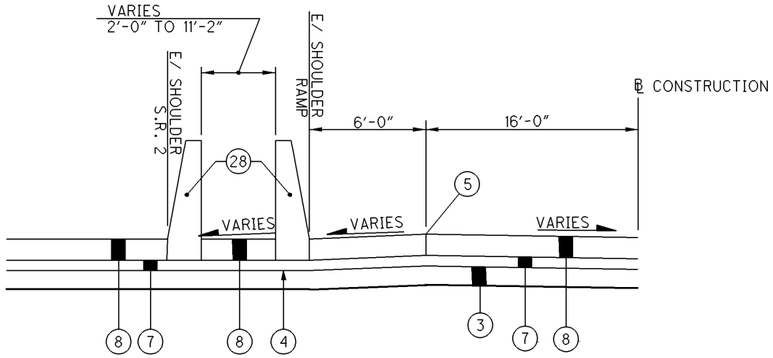

SINGLE SLOPE BARRIER, TYPE D, DETAIL "S"

DETAIL APPLIES

S.R. 306 RAMP K
STA. 256+06.64 TO STA. 256+77.66

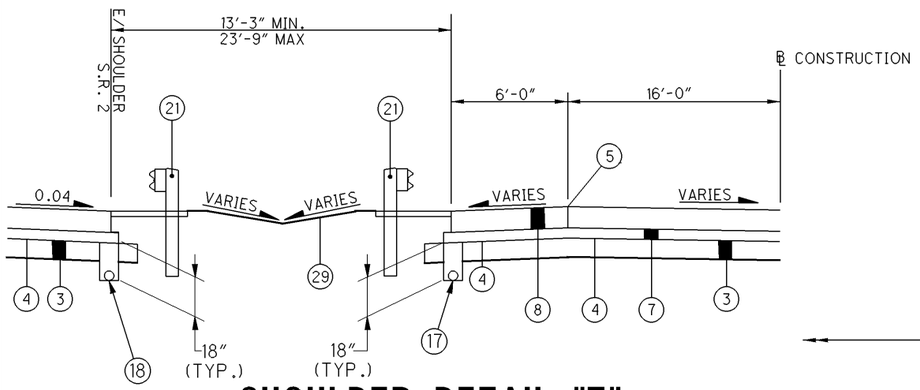

SHOULDER DETAIL "T"

DETAIL APPLIES

S.R. 306 RAMP K
STA. 256+77.66 TO STA. 257+35.46

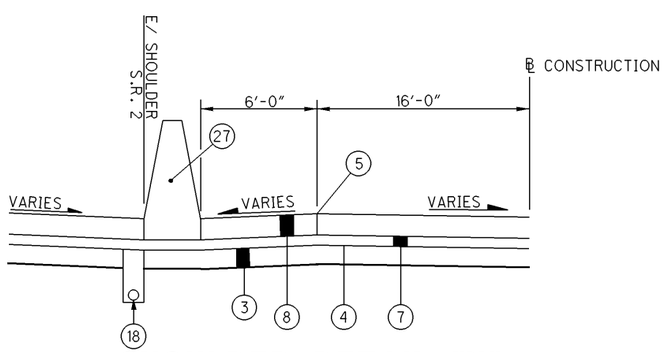

SHOULDER DETAIL "Y"

DETAIL APPLIES

S.R. 306 RAMP K
STA. 252+69.47 TO STA. 256+06.64

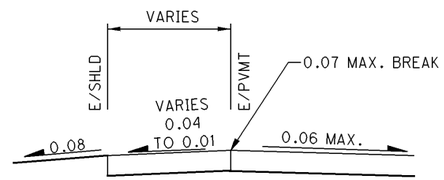

LANE SUPERELEVATION 0.06 MAX (W/O BARRIER)

SHOULDER DETAIL "Z"

N.T.S.

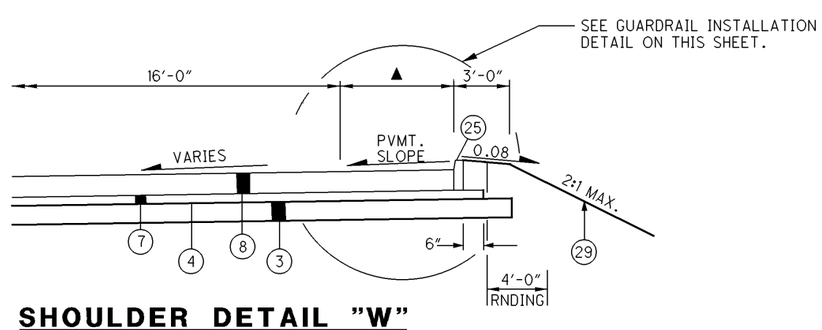

SHOULDER DETAIL "W"

DETAIL APPLIES

△ S.R. 306 RAMP I
STA. 69+80.00 TO STA. 71+45.26 RT. (▲ =12'-0")
STA. 70+21.81 TO STA. 71+45.26 LT. (▲ =6'-0")

S.R. 306 RAMP K
STA. 263+36.19 TO STA. 263+34.22 RT. (▲ =12'-0")
STA. 263+03.41 TO STA. 263+34.22 LT. (▲ =6'-0")

S.R. 306 RAMP N
STA. 361+68.24 TO STA. 362+60.96 RT. (▲ =9'-0")
STA. 361+68.24 TO STA. 362+82.74 LT. (▲ =6'-0")

△ S.R. 306 RAMP O
STA. 170+25.26 TO STA. 171+28.80 RT. (▲=12'-0")
STA. 170+25.26 TO STA. 170+30.53 LT. (▲=6'-0")

FOR EXISTING LEGEND , SEE SHEET 11

FOR PROPOSED LEGEND, SEE SHEET 29A

△ RAMPS I AND O ARE SHOWN IN THE DIRECTION OF TRAVEL, NOT THE DIRECTION OF INCREASING STATION.

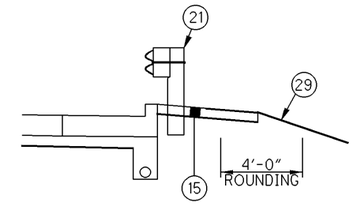

CURBED ROADWAY GUARDRAIL INSTALLATION DETAIL

SEE PLANS FOR LOCATIONS

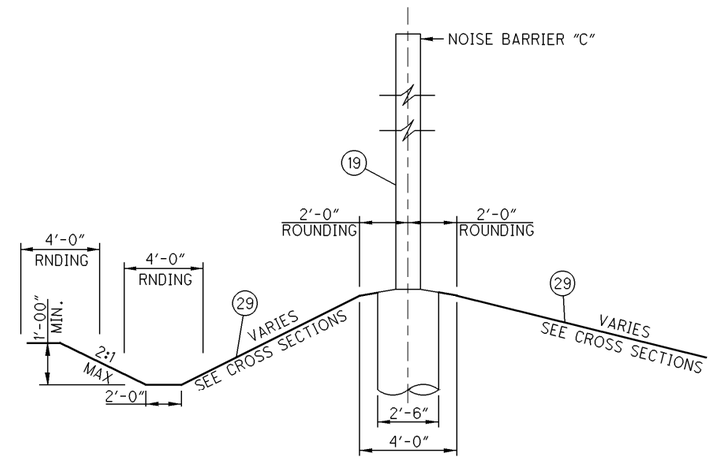

NOISE BARRIER SECTION

LIMITING STATIONS

NOISE BARRIER "C"
STA. 1037+76.46 TO STA. 1044+96.00

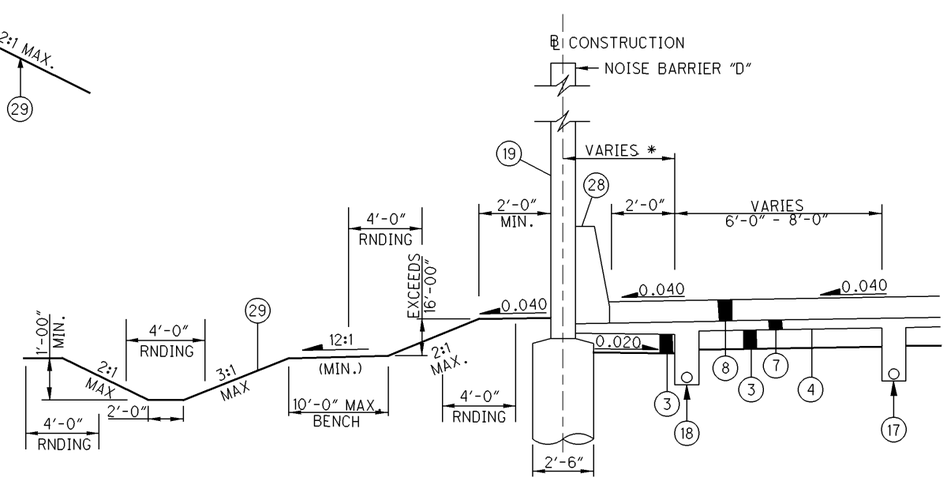

SHOULDER DETAIL "X"

DETAIL APPLIES

S.R. 306 RAMP O
STA. 179+20.00 TO STA. 188+64.14

TYPICAL SECTIONS, DETAILS
S.R. 306 INTERCHANGE
(CONCRETE ALTERNATIVE)

LAK-2-3.32

29K
1679

I:\PROJECTS\Pid13486\Addendum\Alternate bid\13486GYP445.DGN 18-NOV-2008 2:10PM jgrmovse